



## GOOD NEWS CLUB AGENDA

### MOSES #2 – “God’s Plan for His People”

WEEK OF:

MAIN TRUTH: You can't do anything without God

TO DO AS THE CHILDREN ARRIVE:

1. Greet the children; make them feel welcome.
2. Take attendance.
3. Listen to previous week's memory verse.
4. Have children put money in missions bank.
5. Have children put acorns in their team's storehouse according to the number of points earned. (Next week will be the last week for this contest.)

PRE-SESSION ACTIVITY:

1. OLDER CHILD: “Where Courage Comes From”
2. YOUNGER CHILD: MOSES #2 Activity Sheet

SONG: (2 minutes) \_\_\_\_\_

PRAYER: (4 minutes)

1. Prayer song: \_\_\_\_\_
2. Ask the children to share any “Thank You Prayers” or “Please Prayers” they have.
3. Lead the class in “Thank You” and “Please Prayers.”

MEMORY VERSE: (8 minutes)

**Psalm 118:6** – ***“The LORD is on my side; I will not fear. What can man do unto me?”***  
(The underlined portion of the verse indicates what the younger children should memorize. See “**Involvement Helps for Younger Children**” for helps in teaching the verse to the younger children.)

“**Pass the Ball**” – After reading the verse from your Bible, explaining what it means, and repeating it at least two times, you may begin this drill. Have the children form a circle and play catch, around or across the circle. Each child who catches the ball (or a bean bag) adds the next word of the verse and then gently tosses the ball to another child, who adds the next word, etc. Repeat several times.

HYMN FOR MOSES #1-#6: (2 minutes) \_\_\_\_\_

BIBLE LESSON: (20 minutes)

**MOSES #2 – “God’s Plan for His People”**

(See “**Involvement Helps for Younger Children**” for ways to involve the children in the Bible lesson.)

COUNSEL TIME: (If you have a helper, hostess, or Teacher Junior Grade, let them do the review time while you counsel those who responded to the invitation. Otherwise, at the end of club, be sure to remind the children who responded to the invitation to stay after club for a few minutes.)

**QUIET TIME NOTEBOOK:** (1 minute) Briefly review what was learned from last week's Quiet Time. Ask the children to do one per day before the next club. They must show you their Q.T. Notebook next week to earn points for the contest.

**MISSIONARY TIME:** (16 minutes)

1. Sing "God's Way" chorus while child comes to look in the "Go and Tell" Box.
2. Share missionary information for Week #6 using the "Go and Tell" Box. (See attached page.)
3. Pray for the missionary.
4. Show goal chart and mention the amount given so far.
5. Missions song: \_\_\_\_\_
6. Story: **Ly Huy's Escape**. Teach the portion of the story listed under Week #6.

**REVIEW ACTIVITY:** (7 minutes)

Use the activity below or the Bible Learning Game from the "Involvement Helps for Younger Children."

**"Fruit Bowl Match Up"** – Prepare 16 numbered squares from felt. Make duplicates of eight different kinds of fruit and back them for the flannelboard. On the flannelboard, place the fruit behind the numbered squares. No flannelboard: Make cards from fruit by cutting rectangles or gluing the pieces to 3x5 cards. Lay them upside-down, flat on a table like the game of "Memory." If you wish, number the back of the cards. When you are reviewing the Bible lesson, the child who correctly answers the review question is given a chance to remove/flip two squares, trying to match the fruit. If the fruit does not match, cover them again with the squares/flip them back over. When the fruit does match, leave them uncovered/flipped. Play until all the fruit is matched. – *Give and Take, November/December 1994. Modified.*

Review questions for MOSES #2:


1. **As a child, who taught Moses about the one true God?** (His family.)
2. **When Moses was older, did he choose to be on the side of the Israelite slaves or the Egyptian rulers?** (Israelite slaves.)
3. **What did Moses do when he saw an Egyptian beating an Israelite slave?** (He killed the Egyptian and hid his body in the sand.)
4. **When Moses tried to stop two Israelite men from fighting, what did one say?** ("Who put you in charge of us? If I don't listen to you, are you going to kill me the same way you killed the Egyptian?")
5. **What land did Moses run to so that he wouldn't be killed by Pharaoh?** (Midian.)
6. **Why did Jethro invite Moses to stay with his family?** (He heard how Moses had helped his daughters get the water they needed.)
7. **Who did Moses marry?** (Jethro's daughter, Zipporah.)
8. **What unusual thing did Moses see at Mt. Sinai?** (A bush that was on fire but wasn't burning up.)
9. **What did God say that He wanted Moses to do?** (Bring His people out of Egypt.)
10. **What miracles showed that God really had chosen Moses to be the deliverer?** (He turned Moses's rod into a snake, then the snake back into the rod. His hand was covered with leprosy and then was healed.)

**\*COUNSEL TIME:** (\*Only if you did not counsel with the children earlier.)


**SEND HOME WITH THE CHILDREN:**

1. Pre-session papers for older and younger child
2. Memory verse token/Take Time to Review
3. Quite Time Notebook

# Where Courage Comes From

 **Circle each of the underlined words in the word search. Then use the leftover letters to fill in the words below.** Look carefully. Words can be written across, backwards, up, down, diagonally, and even crossing each other.

So do not fear, for I am with you; do not be dismayed, for I am your God. I will strengthen you and help you; I will uphold you with my righteous right hand.  
Isaiah 41:10



Z A B I G D S

D N A H G O W I T H  
S T R E N G T H E N  
U D H B H L L I W O  
O E L T S F O R P T  
E S I W O H U G O D  
T W E N Y O O U N E  
H E D E Y A M S I D  
G F E A R N D C O O  
I U Y R A D P L E H  
R M G E U P H O L D


M N O P Q R E

"RIGHTEOUS"  
MEANS  
DOING  
WHAT IS  
"RIGHT"  
AND HOLY.



THEN GOD  
HAS A  
"RIGHT"  
RIGHT  
HAND!

-----  
-----  
-----  
-----  
-----  
-----


 **Is there something you wish you had courage to do? Write about it here:** \_\_\_\_\_

Now, ask God to help you to have the courage you need to do it.

**PRE-SESSION, Younger Child – MOSES #2**

**G**od appeared to Moses and told him to lead his people out of Egypt.

Connect the dots.  
1 2 3 4 5 6 7 8 9 10 11 12



**"...Apart from Me you can do nothing."  
John 15:5**

## Moses #2

### “God’s Plan for His People”

#### Psalm 118:6

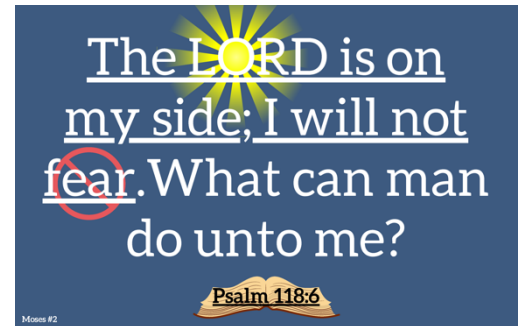
**“The LORD is on my side; I will not fear. What can man do unto me?”**

*(The underlined portion of the verse indicates what the younger children should memorize.)*

#### INTRODUCE THE VERSE:

Have you ever been separated from your mom or dad when you were out shopping or visiting somewhere new? It can be scary to be all alone in a place that you don’t know very well. With a grown-up there, you feel safe and are usually not afraid.

If you know Jesus as your Saviour, He is always with you by His Holy Spirit. That’s what our verse is about today.



#### READ THE VERSE:

Read the verse together from the visualized verse. Then read the verse directly from the Bible.

#### EXPLAIN THE VERSE:

**Psalm 118:6** - *(Hands as an open Bible.)*

This is the address (where the verse is located in the Bible). This verse is found in the book of Psalm, chapter 118, verse 6.

**“The LORD is on my side;”** - *(Take finger and point up then lower arm by side and point down toward floor.)*

If you are God’s child, He always wants what is best for you and is always there to help you, even in difficult circumstances.

**“I will not fear.”** - *(Shake head “no.”)*

You should not be fearful because the Lord is there to help you.

**“What can man do unto me?”** - *(Hold holds to side palms up and shrug shoulders as if asking a question. Make fists in front of you with both of your hands.)*

There is nothing that others can do to you to make you afraid because the Lord is with you.

*(Saved)* If you know Jesus as your Saviour, He is always with you. You can pray to Him when you feel afraid and He will be there to help you.

*(Unsaved)* Maybe you do not know Jesus as Saviour and you often feel alone and afraid. You can believe in Him today and He will be with you forever!

#### REPEAT THE VERSE:

**“Pass the Ball”** – After reading the verse from your Bible, explaining what it means, and repeating it at least two times, you may begin this drill. Have the children form a circle and play catch, around or across the circle. Each child who catches the ball (or a bean bag) adds the next word of the verse and then gently tosses the ball to another child, who adds the next word, etc. Repeat several times.

---

# INVOLVEMENT HELPS FOR YOUNGER CHILDREN

---

by Linda D. Ruth and Ralph Bechtel

## MOSES #2 – “God’s Plan for His People”

MEMORY VERSE: Shortened verse

Psalm 118:6 – *“The LORD is on my side; I will not fear. . . .”*

Psalm 118:6	– Hold hands as an open Bible.
“The Lord”	– Point toward Heaven.
“is on my side;”	– Point at floor near your feet.
“I will not fear. . . .”	– Shake head “no.”
Psalm 118:6	– Hold hands as an open Bible.

### BIBLE LESSON HELPS:

Scene 1 – Ask, “*What was his name?*” Children answer, “*Moses.*” Ask again, “*What?*” Children answer, “*Moses!*”  
– Ask, “*What do you think Moses might have been learning about or learning to do?*” Listen to answers.  
– Look around slowly as if checking to see if someone is watching you.

Scene 2 – Put water bucket down the well and pull up water.

Scene 3 – Together call, “*Moses, Moses.*”  
– Pretend to take off your sandals.

Scene 4 – Together repeat, “*I AM has sent me.*”

Scene 5 – Throw down rod. Make your hand move like a snake.  
– Pretend to put your hand inside coat. Pull it out and look at leprosy with fearful expression.  
– Pretend to put your hand inside coat. Pull it out and show joyful expression because it is gone.

### BIBLE LEARNING GAME: “Follow God’s Way”

Choose one child to be “Moses” and have others follow him around the room while singing (to the tune of “London Bridge”):

*God can help me follow Him,  
Follow Him, follow Him;  
God can help me follow Him,  
And obey Him.*

At the end of the song, remind the children, “*God helped Moses to follow His plan. God can help you follow His plan too.*” Ask a child to name one way we can follow God’s plan for us (ex: obeying parents, being kind, etc.). “Moses” then chooses another child to lead. (A yardstick may serve as a staff for “Moses” to carry as he leads.)

---

# GO AND TELL BOX

## Week #6 – Who Are the Jenkins?

---

*(Suggested item to put in the “Go and Tell” Box – a picture of a palm tree.)*

What do you think a palm tree has to do with *going and telling*? *(Let the children share their ideas.)*

It makes me think of the state the missionaries we will talk about the next few weeks now live. Do you remember what state that might be?



**WHO ARE THE JENKINS?** *(Show picture and use WHO wordstrip.)*

I want to tell you about a very special missionary couple. They are Mr & Mrs. Jared Jenkins. We will call them Mr. Jared and Mrs. Cindy. They were missionaries for over 20 years in Suriname, South America. They are no longer able to live in South America because Mr. Jared has a serious health problem. Now they are living in Florida, but they are still missionaries!

Mr. Jared's parents were missionaries to the country of India. This is where he was born and where he grew up. He attended a school for missionary kids in India. While attending this school, he made a decision to accept Jesus as his Saviour. Even as a child, Mr. Jared was a missionary. He would go with his parents to pass out tracts (papers with the Good News about Jesus printed on them) in villages and in the marketplace (outdoor stores usually along the street).

Mrs. Cindy was raised in Nigeria, Africa where her father was a missionary pilot. Her mother helped her to know how to ask Jesus to be her personal Saviour. Like Mr. Jared, she also helped her parents tell others about the Lord Jesus by giving out tracts to people in the villages in Nigeria. Her mother taught children's Bible classes, and, as a child, Mrs. Cindy enjoyed going with her mother and listening to the stories and hearing the children sing.

When they were teens, they both came to America. Mr. Jared and Mrs. Cindy attended Bible college here. It was while they were college students that they met and got married. One year later, after graduation, they went to Suriname as missionaries.

### LET'S PRAY FOR OUR MISSIONARIES:

**THANK** God for Mr. Jared and Mrs. Cindy and for their willingness to obey the Lord by telling others about Jesus in Suriname and here in America.

**PRAY** that they will be faithful in telling others about Jesus and that they will have joy in serving Jesus.







**You can't  
do anything  
without God**



- But when God told Moses to put his hand back into his coat and pull it out again, the disease was gone!

- God was showing Moses that He was in control and would help Moses with this big, difficult job

### FLASHCARD 2-6

- But Moses said, "Lord, I can't speak well"

- God answered, "I made your mouth; I will tell you what to say!"

- But Moses was still really scared, "Send someone else to do this!"

- Bible says God became angry; But He said, "Your brother Aaron can speak for you..."

- I'll speak to you; You tell Aaron what I said; Then he will say that to Pharaoh"

- Moses finally agreed and got ready to go back to Egypt

- Moses knew he couldn't do this job on his own; He was going to have to depend on God to help him

- What about you?

- If you know Jesus as your Savior...

- Do you know you need to ask God's help for every single thing you do?

### CHALLENGE

**G** – Go over MT

**MT, PAS** – **YOU CAN'T DO ANYTHING WITHOUT GOD**

**R** – Review PAS verse

**John 15:5** – **"...Apart from Me (Jesus) you can do nothing."**

**O** – Overview PAS examples

1.

2.

3.

**W** – Will you do it?

### INVITATION

**John 3:36** – **"He that believeth on the Son (Jesus) hath everlasting life (A wonderful relationship with God that can start now and will last forever)."**

**S**

**P, E**

**L**

**BOW HEADS RESPONSE**

### Moses #2

#### Flashcard – (©2015)

Ex. 2:10-4:18; Acts 7:22-35;

Heb. 11:24-27

- Did you know that the first thing you should do every day is stop and ask God for His help?

- But lots of times we don't do that; We think we can do things on our own, without God's help

- Then, before we know it, we fail

- Someone is going to learn about that in this true story from the Bible today

- Last week we learned about a little baby God chose for a special job

- Mother had to hide him in the river, but who found him?

### FLASHCARD 2-1

- Now he was old enough to go live with Pharaoh's daughter; She named him Moses

- As Moses grew, he had best teachers; Was a strong leader

- But he never forgot what his family taught him about God

- When Moses was 40 years old, went to visit his people

- Saw an Egyptian man beating an Israelite man!

- Moses looked around to make sure no one was watching...

- And he went and killed the Egyptian man! That wasn't what God wanted him to do...

- Maybe you can think of a time when you did something that God didn't want...

- When we do that, it is called sin

### S, PAU

**Romans 3:23** – **"For all have sinned, and come short of the glory of God."**

1.

2.

3.

- God didn't want Moses to kill that Egyptian...

- Moses probably thought, "Now the people will know God chose me to be the deliverer (the one who will lead them to freedom from the Egyptians)"

- But Moses was forgetting that he couldn't do this without God's help

- Do you know that's true for you too?

**MT** – **YOU CAN'T DO ANYTHING WITHOUT GOD**

- Moses forgot that and decided to become the Israelites' deliverer on his own
- Then next day, Moses saw two Israelites fighting
- So Moses said, "Why are you attacking one of your own people?"
- One of the men yelled back, "Who put you in charge? Will you kill me like the Egyptian?"
- When Moses heard this, he was afraid; He knew what he did wasn't a secret
- When Pharaoh found out, he ordered that Moses be killed!
- Moses ran far away to place called Midian

### FLASHCARD 2-3

- While living there, he became a shepherd (someone who takes care of sheep)...
- He even ended up getting married and having two sons
- And he was probably doing his best not to think about Egypt
- One day, Moses was out with his sheep; Noticed a bush was on fire, but it wasn't burning up!
- "That's impossible!" Moses probably thought

### FLASHCARD 2-4

- As Moses got closer to the bush, he heard a Voice speak to him, "Moses, Moses"
- "Here I am," Moses said
- Then the Voice said, "Don't come any closer..."
- "Take off your shoes; This is holy ground..."
- "I am the God of your people"
- When Moses heard this, he was afraid and covered his face
- God said, "I've heard My people pray to Me; You are going to set them free"
- God was sending Moses to be the deliverer (to set the people free)
- This is what they had been waiting for!
- Did you know the Bible tells us of a Greater Deliverer than Moses?
- His name is Jesus

**O**

- Jesus was the One God promised to send to deliver sinners like you and me from our sin

### G

#### P, E

**Romans 5:8** – *"But God commendeth (shows) His love toward us in that, while we were yet sinners, Christ died for us."*

- Jesus came to deliver us from our sin
- And God was sending Moses to deliver the people from being slaves in Egypt
- Moses' eyes probably got big...
- Was probably remembering when he killed the Egyptian man and thought the Israelite people would see he was the one who would lead them to freedom...
- But the people didn't believe it; He even had to run for his life!
- How could he do this job now?
- Moses said, "Who am I? I'm not important enough to do this job"
- Moses now understood that he couldn't do this on his own
- If you know Jesus as your Savior...
- It's important for you to remember that you can't do anything on your own either

### MT, PAS – YOU CAN'T DO ANYTHING WITHOUT GOD

**John 15:5** – *"...Apart from Me (Jesus) you can do nothing."*

- 1.
  - 2.
  - 3.
- Moses knew he couldn't do this on his own...
  - But God said, "I will be with you"
  - God was going to help him!
  - But Moses was still scared, "The people won't believe me"
  - Then God told Moses to throw his shepherd's stick on the ground...
  - When Moses did, it turned into a snake!

### FLASHCARD 2-5

- Moses ran from the snake, but then God told him to pick it up...
- When Moses obeyed, the snake turned back into the stick!
- Then God told him to put his hand inside his coat...
- Moses obeyed, and when took his hand out, it had terrible disease called leprosy!