

GOOD NEWS CLUB AGENDA

LIFE OF CHRIST #1 – “God’s Greatest Promise”

WEEK OF:

MAIN TRUTH: You should do whatever God asks you to do.

TO DO AS THE CHILDREN ARRIVE:

1. Introduce yourself and make the children feel welcome.
2. Take attendance. Be sure to fill in each area of the attendance record.

PRE-SESSION ACTIVITY:

1. OLDER CHILD: “Obedience . . . the Key to Trust”
2. YOUNGER CHILD: Life of Christ #1 Activity Sheet

WELCOME AND OPENING EXPLANATIONS: (6 minutes)

1. Welcome the children.
2. Show and explain Attendance Certificate and Memory Verse Chart.
3. Explain other general information regarding club.

RULES CHART: (6 minutes)

SONG: (2 minutes)

PRAYER: (2 minutes)

1. Prayer song: _____
2. You pray, thanking God for His Son, Jesus, the Bible, Good News Club, etc.

MEMORY VERSE: (8 minutes)

Matthew 1:21 – ***“And she shall bring forth a son, and thou shalt call His name Jesus: for He shall save His people from their sins.”***

(The underlined portion of the verse indicates what the younger children should memorize. See “**Involvement Helps for Younger Children**” for helps in teaching the verse to the younger children.)

“**Hide-a-Word**” – After reading the verse from your Bible, explaining what it means, and repeating it at least two times, you may begin this activity. Use Post-it™ notes (or pieces of paper the size of a word in the verse) to cover a word in the verse. Children say the verse together each time as you cover a different word.

HYMN FOR LIFE OF CHRIST #1 – #6: (2 minutes)

BIBLE LESSON: (20 minutes)

LIFE OF CHRIST #1 – “God’s Greatest Promise”

(See “**Involvement Helps for Younger Children**” for ways to involve the children in the Bible lesson.)

COUNSEL TIME:

(If you have a helper, hostess, or Teacher Junior Grade, let them do the review time while you counsel those who responded to the invitation. Otherwise, at the end of club, be sure to remind the children who responded to the invitation to stay after club for a few minutes.)

REVIEW TIME: (7 minutes)

Use the activity below or the Bible Learning Game from **“Involvement Helps for Younger Children.”**

“Autumn Leaves” – Print the attached pattern on cardstock. Cut them out and back them for the flannelboard. Print 500, 1,000, 1,500 or 2,000 on the back. When you play this game, divide the class into two teams. Place the leaves on the flannelboard in any order. If a team member correctly answers a review question, he/she may pick any leaf from the board. The team earns the number of points on the back of the leaf. When the leaves are all gone, the team with the most points wins the game. – **Adapted.**

Review questions for LIFE OF CHRIST #1:

1. **Who did God send with an important message for Mary?** (An angel, Gabriel)
2. **What important job did God have for Mary to do?** (Be the mother of His Son)
3. **Who was the Father of Mary’s Baby?** (God)
4. **Why would it be a miracle for Mary’s cousin Elisabeth to have a baby?** (She was too old)
5. **When Mary visited Elisabeth, what happened inside of Elisabeth?** (Her baby moved)
6. **What was the name of the man Mary was going to marry?** (Joseph)
7. **How did Joseph come to find out about Mary’s Baby?** (An angel told him in a dream)
8. **What was the Baby to be named and why?** (Jesus. Jesus means Saviour. He will save people from their sins.)
9. **What did Jesus do so we can be forgiven of our sins?** (He died on the cross and came alive again)
10. **How do we learn about God and Jesus today?** (From the Bible, God’s Word)

SONG: (2 minutes)

QUIET TIME NOTEBOOK: (5 minutes)

Hand out Take Time to Review/Quiet Time. Life of Christ #1 and *Quiet Time Guide*. Using *Quiet Time Guide*, explain how to have a Quiet Time. Ask the children to complete the booklet before the next club. Remind them that they need to show you their Take Time to Review/Q.T. Notebook next week.

*COUNSEL TIME: (*Only if you did not counsel with the children earlier.)

SEND HOME WITH THE CHILD:

1. Pre-session papers for older and younger child
2. Memory verse token
3. *Quiet Time Guide*
4. Take Time to Review/Quiet Time, Life of Christ #1

Name _____

PRE-SESSION, Older Child – LIFE OF CHRIST #1

Obedience . . . the Key to Trust

To discover the key to trust, write the missing letters on the blank in each word found below. Then fill in the correct letters in each corresponding box in the key. Read Matthew 22:37-39.

1. L ___ VE

2. NEIGH ___ OR

3. COMMANDM ___ NT

4. GO ___

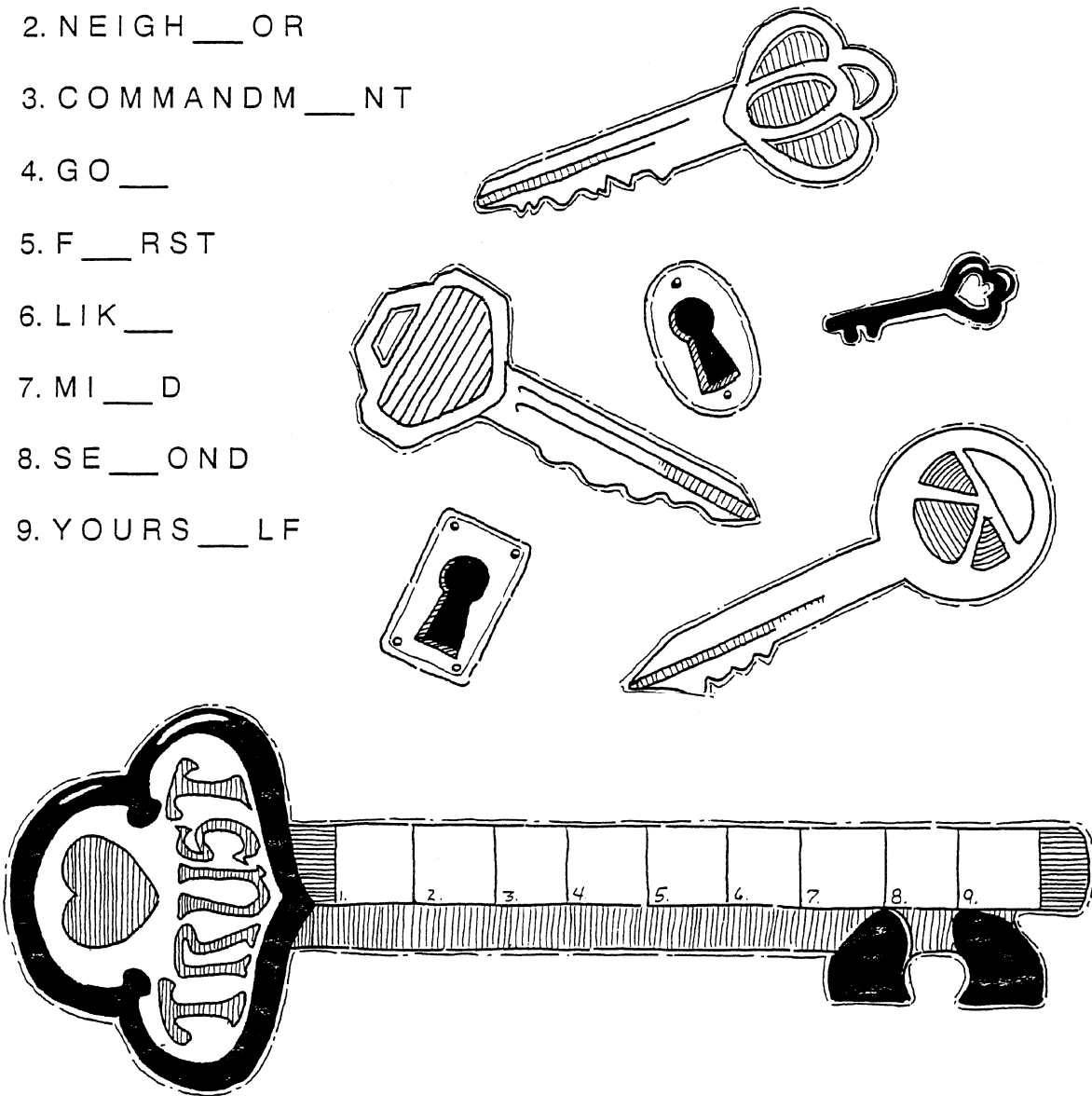
5. F ___ RST

6. LIK ___

7. MI ___ D

8. SE ___ OND

9. YOURS ___ LF





Name _____

PRE-SESSION, Younger Child – LIFE OF CHRIST #1

Gabriel appeared to Mary. He told her she would become the mother of Jesus.

Circle 5 things different in the bottom picture.

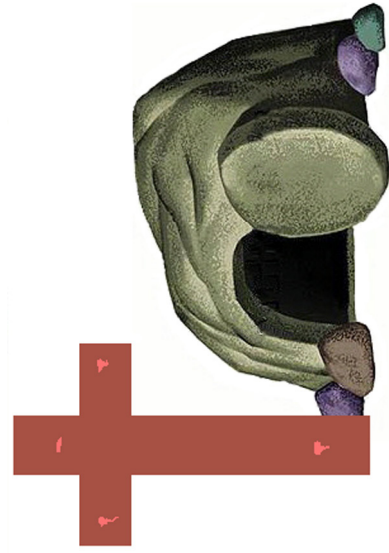


**“... Call His name Jesus ... He shall save His people from their sins.”
Matthew 1:21**

CHILD EVANGELISM FELLOWSHIP
OF EASTERN PENNSYLVANIA, INC.

RELEASED TIME CLASS

This award is presented to _____



Date

Signed

Signed

CHILD EVANGELISM FELLOWSHIP
OF EASTERN PENNSYLVANIA, INC.



This award is presented to _____



_____ Date

_____ Signed

_____ Signed

Acts 1:11

Matthew 28:6



Isaiah 53:6


1 Peter 3:18

Matthew 26:28

Zechariah 9:9

Matthew 1:21

Luke 2:11



2 Corinthians 9:15

Acts 5:29

Psalms 119:11

John 15:16

The Life of Christ

Name _____

2 Corinthians 5:17

Matthew 6:33

Acts 4:12

Matthew 17:5

Psalms 46:1

Mark 10:14

John 2:5


John 3:3

Revelation 22:17

John 5:24

John 8:12

Hebrews 12:8



Christmas



John 1:12

Thanksgiving



Psalms 92:1



Life of Christ #1
GOD'S GREATEST PROMISE

Matthew 1:21

***“And she shall bring forth a Son, and thou shalt call His name Jesus:
for He shall save His people from their sins.”***

Introduction:

Names are very important. Many parents name their baby for someone in the family or because a name has a special meaning. When God sent His Son to be born on the Earth, He chose a very special name for Him – a name that had a special meaning about what He would do on the earth. Listen for that special name in our memory verse today.

Presentation:

Read the verse together from the visual. Then read the verse from the Bible.

Explanation:

Matthew 1:21 – This is the address of the verse. It's where it's found in the Bible.

“And she shall bring forth a Son, and thou shalt call His name Jesus” – An angel gave a man named Joseph a message from God. God wanted Joseph to know that the lady he was going to marry was going to have a Son. They were to name Him Jesus. The name “Jesus” means “Saviour.”

“for He shall save His people from their sins.” – The reason Jesus came to Earth was to save people from sin, the wrong things people do. When Jesus grew up, He died on the cross, taking the punishment for your sin and mine.

Repetition:

Hide-A-Word

Use Post-It notes to cover key words in the verse. Children say the verse together each time as you cover different words.

HELPS FOR YOUNGER CHILDREN

Life of Christ #1

Memory Verse

For younger children, teach only the underlined portion of the verse.

Matthew 1:21 – *“And she shall bring forth a Son, and thou shalt call His name Jesus: for He shall save His people from their sins.”*

Bible Lesson Involvement Helps

Flashcard 1-1:

Have children shrug shoulders and ask a neighbor, *“What kind of a greeting is that?”*

Have children sign “Jesus” (middle finger of opposite hand to palm of the other, repeat for other hand) while saying His name reverently

Have children repeat Mary’s words, *“I am the servant of the Lord.”*

Flashcard 1-2:

Say, *“Let’s travel to Elisabeth’s too. Pack a small overnight bag . . . and a lunch. We all have our shoes. Without running, hurry in place. We’re there! What did Mary call out? ‘Hello, Elisabeth!’”*

Have the children pack their bag and their lunch as you say it. Happily wave your hand as you greet Elisabeth.

Flashcard 1-3:

If you know the song (and have the time), have the class stand and sing the first verse of “My God Is So Great.” When finished say, *“Mary didn’t sing that song, but she certainly believed those words.”*

Have children repeat the memory verse with you.

Have children pack their bag and a lunch. Wave goodbye to Elisabeth, saying, *“Goodbye!”* Walk in place to Mary’s house.

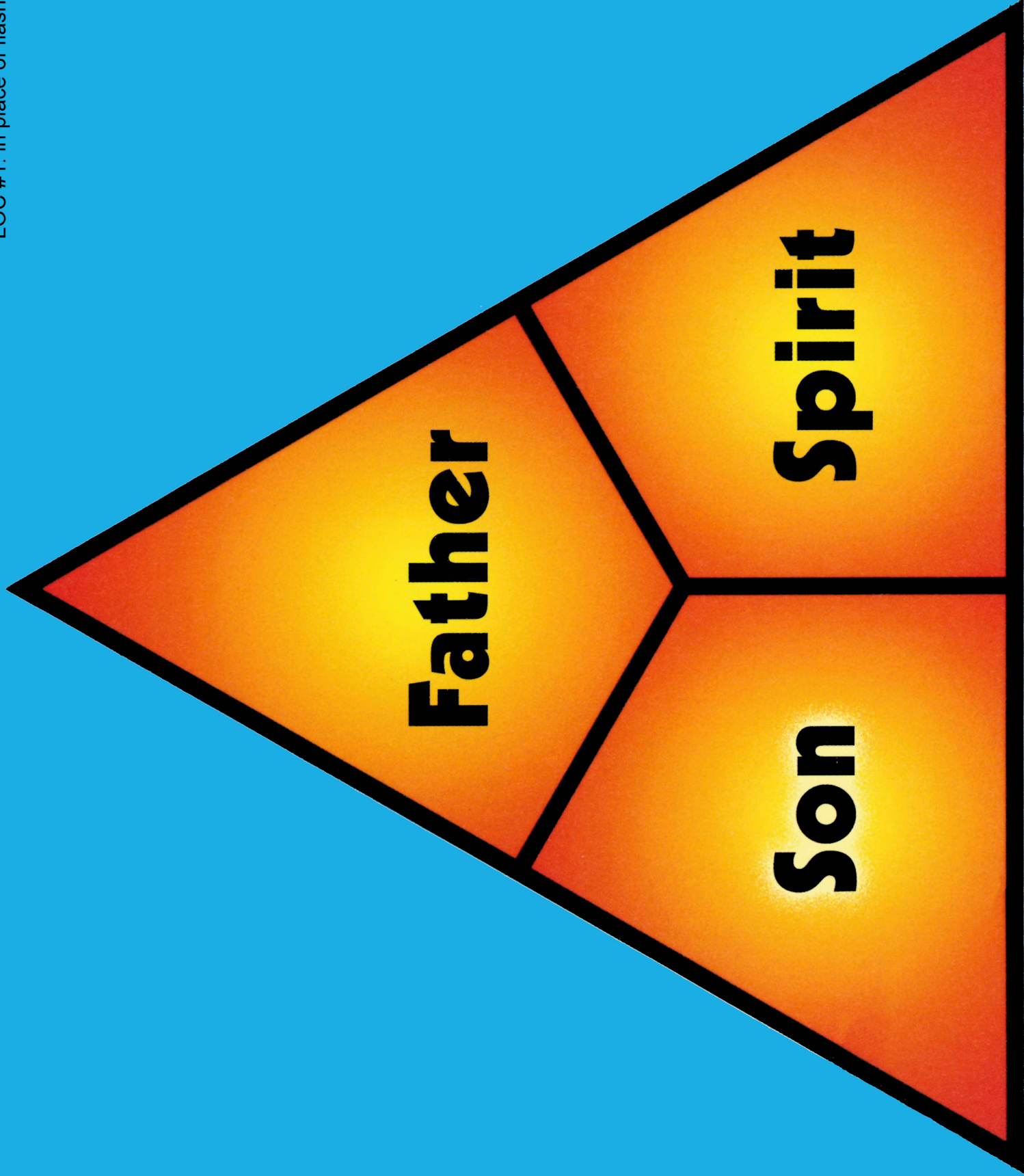
Flashcard 1-4:

Have children reverently repeat the name “Jesus” while signing His name. Ask, *“Who else was told to name their Baby Jesus?”* (Mary.) *“What will Jesus do?”* (Save His people from their sins.)

Bible Learning Game (Adapted from Duck, Duck, Goose)

By Linda D. Ruth

Have children sit in a circle. Choose someone to be “It.” “It” walks around the circle, touching each person on the shoulder and saying, “Mary.” At some point, instead of saying, “Mary,” he says “Joseph.” “It” then begins to run, trying to get around the circle to “Joseph’s” place before “Joseph” tags him. At the end of each turn say, “Mary and Joseph were both willing to do what God asked them to do. Are you willing to do whatever God asks you to do?” Whether or not “It” gets around without being tagged, “Joseph” becomes the new “It.” The original “It” sits in “Joseph’s” place in the circle.



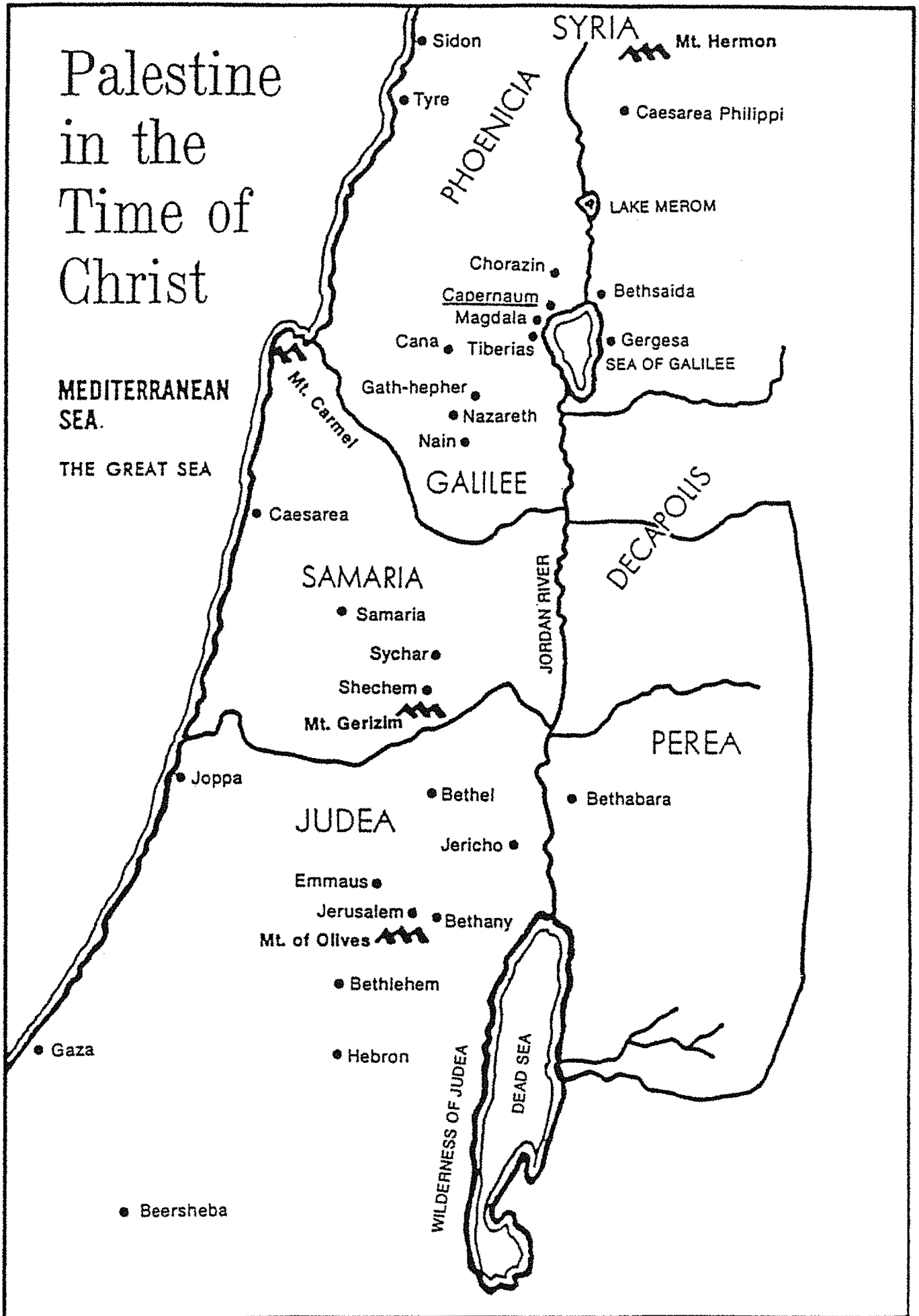
Wordstrips for LIFE OF CHRIST #1
Use with the triangle to explain the Trinity

Father

Son - Jesus

Holy Spirit

Palestine in the Time of Christ





LOC REVIEW GAME
Autumn Leaves

**You should
do whatever
God asks
you to do.**



- Joseph was a kind, fair man; "Maybe I'll just quietly give her a divorce paper," Joseph thought

FLASHCARD 1-4

- Joseph was still thinking about his decision one night; had a dream
- An angel appeared; "Joseph, don't be afraid to take unto you Mary your wife..."
- "Because the Baby inside of her is of God the Holy Spirit. She will give birth to a Son. You shall call His name Jesus."
- "He will save His people from their sins."
- How would Jesus do that?

P, E

1 **Corinthians 15:3, 4** – "*Christ died for our sins according to the Scriptures; and that He was buried, and that He rose again the third day according to the Scriptures.*"

- This was the way Jesus made so people could be saved from sin
- Joseph woke up; He realized the dream was from God; right then, he believed Mary's Baby was the Son of God

FLASHCARD 1-5

- Joseph must have told Mary right away; imagine how happy Mary must have been

- Joseph took Mary home, and they became husband and wife
- How excited they must have been as they waited for this amazing Baby to be born
- Joseph and Mary were willing to do what God asked them to do

CHALLENGE

G – Go over MT

YOU SHOULD DO WHATEVER GOD ASKS YOU TO DO

R – Review PAS verse

James 1:22 – "*But be ye doers of the Word, and not hearers only, deceiving your own selves.*"

O – Overview PAS examples

- 1.
- 2.
- 3.

W – Will you do it?

INVITATION

John 3:16 – "*For God so loved the world (you and me) that He gave His only begotten Son (Jesus), that whosoever believeth in Him should not perish (be separated from God) but have everlasting life (in Heaven).*"

S P, E L

BOW HEADS RESPONSE

LIFE OF CHRIST #1

Luke 1:26-56; 2:1-3;
Matt. 1:18-24

- Do you know who Jesus is?
- Jesus is the most wonderful & important person who ever lived; He's different from everyone else
- Today you'll hear the amazing, true beginning of the story of Jesus' life on Earth
- One day, many years ago, God sent an angel to a town called Nazareth, in Israel
- Angel's name was Gabriel; his job was to be a messenger for God

- On this day, he had the most important news to tell

- God sent him to a young woman named Mary. Mary was from family of King David
- She was a poor girl, in a poor town, in a time of trouble

- Her people, the Israelites were living under the authority of their enemies; no one had heard from God in a long time

FLASHCARD 1-1

- So Mary must have been shocked when an angel came to her and said...
- "Greetings, you who are highly favored; God is with you. You are blessed more than any other woman."

- Mary was troubled and afraid. *What kind of greeting is that?*

- Angel, "Don't be afraid, Mary, for God is pleased with you and has chosen you."

- God had chosen Mary to do something amazing; He loved her

G

- God loved Mary; had chosen her to do something for Him

- Angel, "You will conceive in your womb, and have a Son, and you will name Him Jesus."

- "He will be great, & will be called the Son of the Highest."

- "He will rule as King over Israel forever."

- Mary must have been trying to understand; "How can this be, since I've never been with a man?"

- Mary was not married, and she had never been with a man. How could she have a baby?

- Gabriel, "God the Holy Spirit will come upon you..."

- "That is why the Holy One you will give birth to will be called the Son of God."

- "Your cousin Elisabeth is also going to have a son, and she is old and could never have children."

- "For with God, nothing will be impossible."
- Mary, "I am the servant of the Lord; let it happen to me just as you say."
- Mary believed what God said, and she trusted Him
- Mary knew God was asking her to do something amazing, and she was ready to do it

MT – YOU SHOULD DO WHATEVER GOD ASKS YOU TO DO

- Mary was ready to do what God asked her to do

FLASHCARD 1-2

- What *had* the angel meant? She would have a baby without a man to be the father
- God would do a miracle
- Through the power of the Holy Spirit, the baby would be God and man at the same time

O

- This means Jesus is different from everyone else, but there's more!
- Angel also said Jesus would be a King; Mary knew God had promised a Saviour Who would rescue them and rule as King

- For years, people had been watching and waiting for Him

- Mary couldn't keep this to herself; remembered what the angel said about Elisabeth
- Mary left home in a hurry and traveled to Elisabeth's town
- As soon as she arrived at her house, she called out, "Hello, Elisabeth!"

FLASHCARD 1-3

- As Elisabeth heard Mary's words, she felt something; her baby moved inside her!

- God had told Elisabeth and her husband that their baby would announce to all that the Promised One had come. He was already doing it, before he was even born

- Elisabeth was suddenly filled with God's Holy Spirit; said with a loud, joyful voice...

- "Blessed are you among all woman, and blessed is the Baby Who will come from you!"

- "Blessed are you for believing, for God will do everything He told you He would do."

- Mary must have been excited that Elisabeth understood Who her Baby would be; began to sing a song of praise to God

- "My soul praises the Lord, and my spirit rejoices in God, my Saviour."

- "He that is mighty has done great things for me, and His name is holy."

- Mary's job was to be the mother of the Saviour

- Mary and Elisabeth were thankful God had asked them to do something special for Him. They were ready to do the job God gave them

MT, PAS – YOU SHOULD DO WHATEVER GOD ASKS YOU TO DO

- **James 1:22 – "But be ye doers of the Word, and not hearers only, deceiving your own selves."**

1.

2.

3.

- Mary and Elisabeth were each ready to do what God asked

- Mary stayed with Elisabeth for 3 months; maybe she stayed to see the new baby, John, be born

- But Mary knew it was time to go home; someone was waiting for her back home – the man she was engaged to

- Mary had promised to marry a man named Joseph

- In those days, a promise to marry was so serious you considered the person to be your husband/wife right away

- But you did not live together until you were truly married

- What would Joseph say when he saw Mary was pregnant?

- How could she expect him to believe that God did a miracle so that she was now pregnant

- After all, nothing like that had ever happened before.

- Of course, Joseph soon saw Mary was pregnant, knew he was not the father

- Joseph must have been shocked, confused, disappointed. He may have wondered if Mary sinned because she was pregnant before marriage

- Mary had not done sinned like Joseph thought, but she did not always do the right thing

S, PAU

Isaiah 53:6 – "All we like sheep have gone astray: we have turned every one to his own way...."

1.

2.

3.

- Mary was not perfect, but she had not sinned like Joseph thought