



GOOD NEWS CLUB AGENDA

MOSES #5 – “God’s Pardon for Sin”

WEEK OF:

MAIN TRUTH: God wants you to remember what He has done

TO DO AS THE CHILDREN ARRIVE:

1. Greet the children; make them feel welcome.
2. Take attendance.
3. Listen to previous week’s memory verse.
4. Have children put money in missions bank.

PRE-SESSION ACTIVITY:

1. OLDER CHILD: “My Part and God’s Part”
2. YOUNGER CHILD: MOSES #5 Activity Sheet

SONG: (2 minutes) _____

PRAYER: (4 minutes)

1. Prayer song: _____
2. Ask the children to share any “Thank You Prayers” or “Please Prayers” they have.
3. Lead the class in “Thank You” and “Please Prayers.”

MEMORY VERSE: (8 minutes)

Romans 6:1-2 – “. . . Shall we continue in sin, that grace may abound? God forbid. How shall we, that are dead to sin, live any longer in it?”

(The underlined portion of the verse indicates what the younger children should memorize. See “**Involvement Helps for Younger Children**” for helps in teaching the verse to the younger children.)

“**Do as I Do**” – After you have read this verse from the Bible, explained what it means, and repeated it at least two times, you may begin this drill. Have the children say each phrase of the verse just as you do. You could say one phrase in a loud voice and the next phrase softer. One phrase could be said in a high pitch and the next in a low pitch; one could be fast and one slow, etc.

HYMN FOR MOSES #1-#6: (2 minutes) _____

BIBLE LESSON: (20 minutes)

MOSES #5 – “God’s Pardon for Sin”

(See “**Involvement Helps for Younger Children**” for ways to involve the children in the Bible lesson.)

COUNSEL TIME: (If you have a helper, hostess, or Teacher Junior Grade, let them do the review time while you counsel those who responded to the invitation. Otherwise, at the end of club, be sure to remind the children who responded to the invitation to stay after club for a few minutes.)

QUIET TIME NOTEBOOK: (1 minute) Briefly review what was learned from last week’s Quiet Time. Ask the children to do one per day before the next club. Remind them that they must show you their Q.T. Notebook next week to receive points.

MISSIONARY TIME: (16 minutes)

1. Sing "God's Way" while child comes to look in the "Go and Tell" Box.
2. Share missionary information for Week #10 using the "Go and Tell" Box. (See attached page.)
3. Pray for the missionary.
4. Show goal chart and mention the amount given so far.
5. Show children your coin holder and remind them to return theirs next week.
6. Missions song: _____
7. Story: **Ly Huy's Escape**. Teach the portion of the story listed under Week #10.

REVIEW ACTIVITY: (7 minutes)

Use the activity below or the Bible Learning Game in the "**Involvement Helps for Younger Children.**"

"**A Special Name**" – Make two copies of the attached page of stars, cut, laminate, and back for the flannelboard. Print the following letters on the backs: **J** - on six stars, **E** - on six stars, **S** - on 12 stars, and **U** - on six stars. When it is time for the review activity, place the stars on the flannelboard and divide the class into two teams. For each correct answer to a review question, the child chooses two stars and looks on the backs to see what letter he received. The first team to spell **J-E-S-U-S** with the stars wins the game. No flannelboard: place the stars flat on the table or in an opaque container.

– Rita L. Lobdell, *Give and Take*, November/December 1997, Modified

Review questions for MOSES #5:

1. **What did God tell His people to do to protect the firstborn sons?** (Take a male lamb without any sickness. Kill a lamb and put some of the lamb's blood on the doorframes.)
2. **What were the people to do after the blood was on the door?** (Stay in the house.)
3. **What did God say would happen when He saw the blood on the doorframes?** (He would pass over the house and would not kill the firstborn son inside.)
4. **What happened in every house in Egypt where no blood was on the doorframes?** (The firstborn son died.)
5. **Quote today's memory verse.** (Romans 6:1-2 ". . . Shall we continue in sin, that grace may abound? God forbid. How shall we, that are dead to sin, live any longer in it?")
6. **What did the Pharaoh do while it was still night?** (Sent for Moses and Aaron and said the people could leave.)
7. **Of what does the killing of the lamb remind us?** (The death of our Lord Jesus Christ for sin.)
8. **What was the feast called that reminded the people of this night?** (Passover.)
9. **What did the Israelites take from the Egyptians the night they left?** (Jewels and clothes.)
10. **How did the Egyptian people feel about the Israelites leaving?** (They begged the Israelites to go.)

*COUNSEL TIME: (*Only if you did not counsel with the children earlier.)

SEND HOME WITH THE CHILDREN:

1. Pre-session papers for older and younger child
2. Memory verse token/Take Time to Review
3. Quiet Time Notebook


My Part and God's Part

1 John 1:9 "If we confess our sins, he [God] is faithful and just and will forgive us our sins and purify us from all unrighteousness."

GOD DID A
GREAT THING
WHEN HE
THOUGHT UP
FORGIVENESS.



GOD DOES A
LOT OF GREAT
THINGS. LOOK
AT HOW HE
MADE ME!



Read

the verse at the top of the page. Circle the phrase (three words) that tells what we are to do. Next, underline two words that describe GOD. Last, put an X on the two action words that tell what God will do.

If you had to explain this verse to a friend how would you do it? **Write the verse in your own words here:** _____

Below, you will find a repentance reminder. **Decorate with crayons, cut it out, and put it in a place where you will be able to find it when you need it.**

□ ▽ ○ ▽ ○ || □ || ○ ▽ ○ ▽ □

1. Tell God what it is you have done wrong.
2. Ask Him to forgive you and to help you not to do the same thing again.
3. Remind yourself that God will forgive and purify you when you ask Him to do this.
4. Think of what you can do differently next time to show that you are repentant.


□ △ ○ △ ○ || □ || ○ △ ○ △ □

PRE-SESSION, Younger Child – MOSES #5

In the houses where people did what God told them to do, the firstborn were protected from death.

Be sure to color the blood stains red.

Color the picture.



“... Shall we continue in sin ... ? God forbid...”

Romans 6:1-2

Moses #5

“God’s Pardon for Sin”

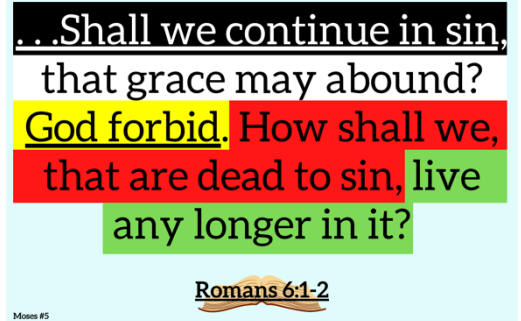
Romans 6:1-2

“. . . Shall we continue in sin, that grace may abound? God forbid. How shall we, that are dead to sin, live any longer in it?”

(The underlined portion of the verse indicates what the younger children should memorize.)

INTRODUCE THE VERSE:

Do people who know Jesus as their Saviour still sometimes sin? (*Allow response*). Yes, of course we do. Sometimes we must confess (agree with God about) the things that we do wrong, but we know that He always forgives us! Do you think that because God always forgives us that we should just do whatever we want? (*Allow response*). If you said “no,” you’re right. Let’s learn more about that by reading our memory verse today.



READ THE VERSE:

Read the verse together from the visualized verse. Then read the verse directly from the Bible.

EXPLAIN THE VERSE:

Romans 6:1-2 - (*Hands as an open Bible.*)

This is the address (where the verse is located in the Bible). This verse is found in the book of Romans, chapter 6, verses 1-2.

“**Shall we continue in sin that grace may abound?**” - (*Point to yourself while walking in place. Then move hands outward.*)

Knowing that Jesus is your Saviour and that you have a home in Heaven should not let you feel like you can do anything you want to do.

“**God forbid.**” - (*Shake head “no” and cross hands back and forth in front of you.*)

No way!

“**How shall we, that are dead to sin, live any longer in it?**” - (*Point to self. Close eyes and tilt head to side. Open eyes back up and point down towards ground.*)

If we are “dead to”, “set free from” sin, we should want to do things that please God.

(*Saved*) If you know Jesus as your Saviour, you should want to stop sinning and start doing right things that please God. God the Holy Spirit lives with you and wants to help you do the right thing if you ask Him.

(*Unsaved*) If you do not know Jesus as your Saviour, your sin still separates you from God. Thankfully, God made a way for you to be forgiven! If you have questions about that, talk to a leader after the Bible lesson today.

REPEAT THE VERSE:

“**Do As I Do**” – After you have read this verse from the Bible, explained what it means, and repeated it at least two times, you may begin this drill. Have the children say each phrase of the verse just as you do. You could say one phrase in a loud voice and the next phrase softer. One phrase could be said in a high pitch and the next in a low pitch; one could be fast and one slow, etc.

INVOLVEMENT HELPS FOR YOUNGER CHILDREN

by Linda D. Ruth and Ralph Bechtel

MOSES #5 – “God’s Pardon for Sin”

MEMORY VERSE: Shortened verse

Romans 6:1-2 – “. . . *Shall we continue in sin . . . ? God forbid. . .*”

Romans 6:1-2

“. . . Shall we continue in sin . . . ?”

“God forbid. . .”

Romans 6:1-2

– Hold hands as an open Bible.

– While walking in place, point to head, then mouth, then hold out hands (as “sin” motions).

– Shake head “no” and cross hands back and forth in front of you.

– Hold hands as an open Bible.

BIBLE LESSON HELPS:

Scene 3

– Dip branch in blood and put blood on top and both sides of doorframe.

– Prepare meal. Put sandals on. Eat quickly.

– Put a crying expression on your face.

– “*Show me with your fingers how many of God’s people and animals died.*”

Scene 4

– Do sign for Jesus (pointer finger of one hand on palm of other). Say, “*Jesus is the Lamb of God.*”

– With an angry voice, say, “*Get out of here!*”

(↗ Exact phrase is not text - PE)

Scene 5

– Gather gold, silver, and clothing from the Egyptians. Wrap bread dough in cloth. Carry it on shoulder. Walk in place quickly, as Israelites leaving Egypt.

BIBLE LEARNING GAME: “God Cares”

Have the children stand in a circle. Give one child a beanbag. As the children begin saying the memory verse together, they pass the beanbag around the circle. The beanbag must be passed over their head to the next person. The child holding the beanbag at the end of the verse comes to the center of the circle and helps lead the motions as you say,

- “*The blood of the lamb on the door saved God’s people.*”

(Motion: Move hands as if applying the blood to the door.)

- “*Jesus gave His blood on the cross to save us from sin.*”

(Motion: Cross arms in shape of a cross.)

Child in the middle then returns to the circle and the game continues.

GO AND TELL BOX

Week #10 – Where Do the Saüls Serve?

(Suggested item to put in the “Go and Tell” Box – pieces of wrapped chocolate.)

What do you think chocolate has to do with *going and telling*? *(Let the children share their ideas.)*

This chocolate reminds us of how privileged we are to have so many special things that the children do not have in Haiti.



WHERE DO THE SAÜLS WORK? *(Show picture and use WHERE wordstrip.)*

HAITI – Pastor Lucien and Mrs. Maude are missionaries in the country of Haiti *(Use HAITI wordstrip)*. Does anyone know where Haiti is? Haiti is part of an island located in the Caribbean Sea, between Florida and South America, near Cuba. *(Use MAP visual.)* Haiti shares the island of Hispaniola with the Dominican Republic. It was discovered by the explorer, Christopher Columbus.

Haiti is about the size of the state of Maryland. Over ten million people live in Haiti. Over one-third (3 million) of these are children under the age of 14. Most of the village people live in small, one room huts with a thatched roof and walls made of sticks, covered with dried mud. Haiti is the poorest country in the Western Hemisphere, but some very yummy things come from Haiti, like coffee, sugar cane, and cocoa, which are shipped to other countries. Cocoa is used in baking chocolate and for making of chocolate candy, etc. *(Show candy. After prayer or after club, give each child a piece.)*

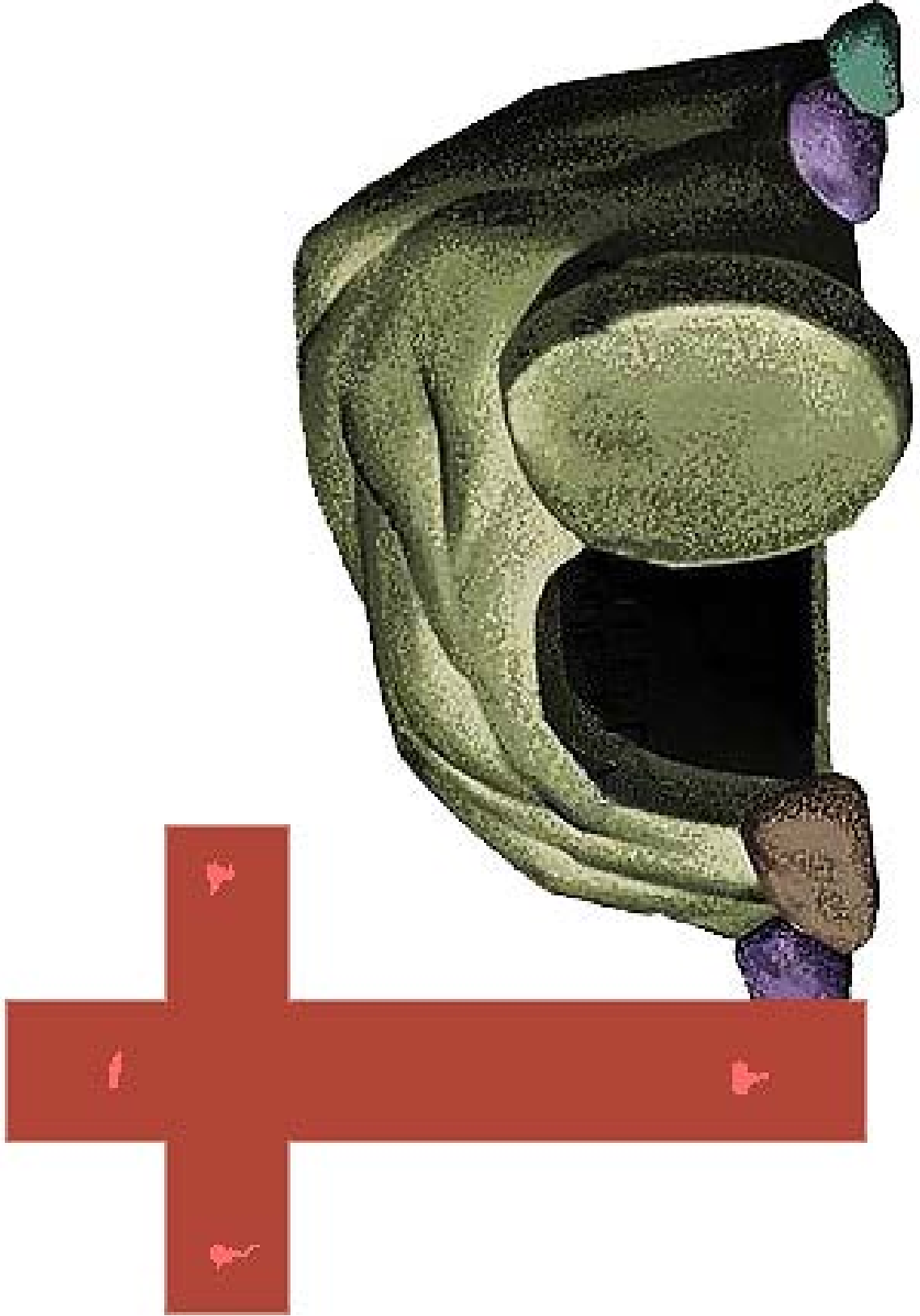
Many of the children in Haiti have to walk to school, some as much as three to four miles. *(Give the children example of the distance.)* Their education consists of seven years of a primary school level (like your school) and seven years of a secondary school level (like junior and senior high school). Although the children are able to attend school for free, it is still difficult for the Haitian parents to send their children to school. They do not have the money for school supplies or the uniforms required by the government. Only about half (one out of every two) of the children are able to attend school. Children often have to work in the fields, carry water, and take care of the younger brother and sisters.

LET'S PRAY FOR OUR MISSIONARIES:

THANK God that the Saüls want to share the Gospel of Christ with their own people.

PRAY for the many, many people in Haiti who do not know the Lord Jesus as their Saviour. Ask God to help the Saüls tell others about Jesus, especially the children, and to help the children listen well and choose to believe in Jesus as personal Saviour.

Application visual for Lesson 4, page 19.
Photocopy, cut out, and back with flocked paper or use as a flashcard.







**God wants you
to remember
what He
has done**



FLASHCARD 5

- God brought all His people – men, women, children – out of Egypt, carrying the Egyptians' riches with them
- Had lived in Egypt for 430 years; And left the very day God promised that they would those many years before
- Even today, there are people who celebrate the Passover because they want to remember what God has done

CHALLENGE

G – Go over MT

MT, PAS – GOD WANTS YOU TO REMEMBER WHAT HE HAS DONE

R – Review PAS verse

Psalm 105:5 – “Remember His marvellous works that He hath done.”

- 1.
- 2.
- 3.

W – Will you do it?

INVITATION

Acts 10:43 – “...Through His (Jesus) name *whosoever believeth in Him shall receive remission* (forgiveness) of sins.”

**S
P, E
L**

**BOW HEADS
RESPONSE**

Moses #5

Flashcard – (©2015)

Ex. 11:1-12:51

- How many of you like to take pictures?
- Most people love pictures because they help us remember people we love, or a special time, or a fun thing we got to do
- People do this a lot with babies because they want to remember what they looked like when they were so tiny and small
- Did you know there are some things God wants us to remember too?

MT – GOD WANTS YOU TO REMEMBER WHAT HE HAS DONE

FLASHCARD 1

In last week's lesson, learned about the first 9 plagues (troubles) God sent to Egypt

- Were a warning to Pharaoh to let God's people go, but Pharaoh would not listen

- Do you remember some of them?

- Water to blood, frogs, lice, flies, animals died...

- Blisters, hailstorm, locusts, and thick darkness

- Seemed like Pharaoh would not listen
- Still one more plague (trouble) to come...

- And after all this, Pharaoh would let God's people go just like God said

- Pharaoh thought was in control, but was wrong...God was!

- God told Moses, “About midnight I will go out into Egypt, and all firstborn sons in whole land will die...”

- The firstborn of Pharaoh, firstborn of the servant girl, even firstborn of animals...

- Shall be a great cry in Egypt like there never was before and never will be again...

- Pharaoh refused to listen to God; His sin was bringing so much sadness to all the people

- Same is true for you and me; Sin always brings sadness not just to you and me, but to those around us...

S, PAU

Psalm 14:3 – “...*There is none that doeth good, no, not one....*”

- 1.
- 2.
- 3.

- Sin was bringing so much sadness to the people in Egypt
- But God was going to protect His people, Israelites
- God said, "Nothing will hurt any of the Israelites; Not even a dog will bark at them"
- "After this," God said, "Pharaoh will let you go"

FLASHCARD 2

- Moses called the leaders of Israelites; He had important instructions from God
- Moses, "God says every family must choose a lamb..."
- Not just any lamb; Sheep or goat, male, one year old, no sickness or anything wrong"
- Had to be perfect because was a picture of Jesus

O

- Then Moses told the most important part; "God says you must kill this lamb" ...
- Did that lamb do anything wrong? Did that lamb deserve to die? No!
- The lamb would die so they didn't have to; Lamb was a picture of Jesus...
- Jesus was perfect; Never did anything wrong, didn't deserve

to die, but would die so we wouldn't have to

P, E

1 John 1:7 – "...The blood of Jesus Christ, His Son, cleanseth us from all sin."

- This all was a picture of Jesus
- Then God said, take plant called hyssop; Dip it in the blood, and spread it on the top and two sides of your doorframe...
- You and family must go inside; Do not come out till morning...

- The Lord will pass through Egypt tonight and kill all firstborn sons

- When He sees blood on your door, He will pass over, and firstborn son won't die

- Roast the meat and eat it all; Eat wearing belt, shoes, and with walking staff...

- Eat in hurry, be ready to go; This is the Lord's Passover

- Moses told the people, "God says we must do this every year..."

- When we are in the land God is giving us, our children will say "What does this mean?"

- We will answer, 'We are remembering how God destroyed the Egyptians but passed over us'"

- This special Passover meal would help them remember the great and awesome things God did to set them free from the Egyptians

- It would help them remember God's power and His goodness to them

MT, PAS – GOD WANTS YOU TO REMEMBER WHAT HE HAS DONE

Psalm 105:5 – "Remember His marvellous works that He hath done."

- 1.
- 2.
- 3.

- God wanted the people to remember what He had done

- When leaders of Israel heard what Moses said, they went quickly to do as God said

- Each family killed a lamb, put blood on doorframe; Went in house, ate the special meal

- At midnight, the Lord caused all firstborn sons in Egypt to die

- Pharaoh and everyone in Egypt woke and saw what happened

- There was sad, terrible crying; In every home who had firstborn son, he had died

- God saw blood on the doorframes of the Israelites; He passed over them; No one died

- God made this one way for His people to be saved; He loved and cared for His people

G

- That's why God made one way for sinners like you and me to be saved from our sin...

- All of this was a picture of what Jesus would do to make the one and only way for sinners like you and me to be saved from our sin

- During night, Pharaoh called Moses and Aaron, "Get out of here! Leave, all of you!"

FLASHCARD 4

- Egyptians told the people to hurry, "Go quickly! If you stay any longer, we will all die!"

- But before left, God told them to ask Egyptians for gold and silver jewelry and beautiful clothes

- Egyptians wanted them to leave so much, gave it to them