



## GOOD NEWS CLUB AGENDA

### MOSES #3 – “God’s Promise to Moses

WEEK OF:

MAIN TRUTH: Believe God's Word even when it's hard

TO DO AS THE CHILDREN ARRIVE:

1. Greet the children; make them feel welcome.
2. Take attendance.
3. Listen to previous week's memory verse.
4. Have children put money in missions bank.

PRE-SESSION ACTIVITY:

1. OLDER CHILD: “What Is Having Faith in God?”
2. YOUNGER CHILD: MOSES #3 Activity Sheet

SONG: (2 minutes) \_\_\_\_\_

PRAYER: (4 minutes)

1. Prayer song: \_\_\_\_\_
2. Ask the children to share any “Thank You Prayers” or “Please Prayers” they have.
3. Lead the class in “Thank You” and “Please Prayers.”

MEMORY VERSE: (8 minutes)

**Hebrews 10:23 – “Let us hold fast the profession of our faith without wavering (for He is faithful that promised).”**

(The underlined portion of the verse indicates what the younger children should memorize. See “**Involvement Helps for Younger Children**” for helps in teaching the verse to the younger children.)

“**Find Me If You Can**” – After reading the verse from your Bible, explaining what it means, and repeating it at least two times, begin this drill. One child (“hunter”) leaves the room. Give a memory verse token to one child to hide in the room. When the “hunter” returns to the room, he searches the room looking for the verse token. While he hunts, the group gives hints by saying the verse **SOFTLY** if the “hunter” is far away from the token and **LOUDLY** as he gets closer to it. When the child finds the token, he tries to say the verse by himself (without looking at the token). If he can correctly say the verse, he gets to choose the next “hunter” and hide the verse token.

HYMN FOR MOSES #1-#6: (2 minutes) \_\_\_\_\_

BIBLE LESSON: (20 minutes)

**MOSES #3 – “God’s Promise to Moses”**

(See “**Involvement Helps for Younger Children**” for ways to involve the children in the Bible lesson.)

COUNSEL TIME: (If you have a helper, hostess, or Teacher Junior Grade, let them do the review time while you counsel those who responded to the invitation. Otherwise, at the end of club, be sure to remind the children who responded to the invitation to stay after club for a few minutes.)

**QUIET TIME NOTEBOOK:** (1 minute) Briefly highlight what was learned from last week's Quiet Time. Ask the children to do one per day before the next club. Remind them they must show you their Q.T. Notebook next week.

**MISSIONARY TIME:** (16 minutes)

1. Sing "God's Way" chorus while child comes to look in the "Go and Tell" Box.
2. Share missionary information for Week #8 using the "Go and Tell" Box. (See attached page.)
3. Pray for the missionary.
4. Show goal chart and mention the amount given so far.
5. Missions song: \_\_\_\_\_
6. Story: **Ly Huy's Escape**. Teach the portion of the story listed under Week #8.

**REVIEW ACTIVITY:** (7 minutes)

Use a favorite activity or the Bible Learning Game from the "Involvement Helps for Younger Children."

Review questions for MOSES #3:

1. **What did God tell Aaron to do?** (Go to the desert and meet Moses.)
2. **Who did God say would be the one to speak for Moses?** (Aaron.)
3. **Where did God tell Moses and Aaron to go?** (Back to Egypt.)
4. **To whom did Moses and Aaron first show the miracles God had given them?** (The leaders of Israel.)
5. **Did the miracles make the leaders of Israel believe the things Moses and Aaron told them?** (Yes.)
6. **What message from the Lord God did Moses and Aaron tell Pharaoh?** ("The Lord God of Israel says, 'Let My people go.'")
7. **What did Pharaoh do after Moses and Aaron told him God had said to let His people leave Egypt?** (He refused to let the people go and worked the Israelites even harder in the brick field; he wouldn't give them any more straw to make the bricks.)
8. **Who did the Israelites blame for having to work even harder?** (Moses and Aaron.)
9. **To whom did Moses go with the complaint of the people?** (To God.)
10. **What did God say would change about Pharaoh?** (He would soon *want* the Israelites to be out of his land.)

**\*COUNSEL TIME:** (\*Only if you did not counsel with the children earlier.)

**SEND HOME WITH THE CHILDREN:**

1. Pre-session papers for older and younger child
2. Memory verse token/Take Time to Review
3. Quiet Time Notebook

# What Is Having Faith in God?

HAVING FAITH IN GOD IS...

**believing that what God says about Himself  
and His Son, Jesus, is true.**

I think having faith in God also means \_\_\_\_\_  
\_\_\_\_\_.

Here are some things to do when you have FAITH IN GOD.

 **Find the missing words and write them on the lines.**

Jesus      prayer      follow      help      Bible      ask  
believe      guide      include      talk      church

F \_\_\_\_\_ the teachings of \_\_\_\_\_ .

A \_\_\_\_\_ Jesus to \_\_\_\_\_ my life.

I \_\_\_\_\_ time at \_\_\_\_\_ and read the \_\_\_\_\_ .

T \_\_\_\_\_ to Jesus in \_\_\_\_\_ .

H \_\_\_\_\_ others \_\_\_\_\_ that Jesus is God's Son.

Having faith is one of God's values.  
I want God's values to become my values.

Having faith in God is important to me.  
When I do things that help my faith, then  
faith in God becomes one of my values.




**God's  
values are  
the STANDARD  
to help me  
know how to  
live my life and  
treat other  
people**

Name \_\_\_\_\_

Date \_\_\_\_\_

**PRE-SESSION, Younger Child – MOSES #3**



point the world  
**SUPER**  
COLORING

**“... He is faithful that promised.”  
Hebrews 10:23**

**Moses #3**  
**“God’s Promise to Moses”**  
**Hebrews 10:23**

***“Let us hold fast the profession of our faith without wavering  
(for He is faithful that promised).”***

*(The underlined portion of the verse indicates what the younger children should memorize.)*

**INTRODUCE THE VERSE:**

Jodi had hated broccoli for as long as she could remember. When her dad made broccoli with dinner, he would always make Jodi her own different vegetable. But one day, Jodi ate dinner at her grandma’s house. Guess what vegetable was served? — Nasty, mushy, green broccoli! Ew! Jodi made a face when Grandma put some on her plate.

“Try it, Jodi,” Grandma said. “Maybe you’ll like it this time.” With a big sigh, Jodi plugged her nose with one hand and took a big bite of broccoli off her fork. She paused, surprised. *Wait a second*, she thought. *This isn’t so bad!*

Have you ever changed your mind about something you believed? It’s good to do that sometimes, but the Bible says that we should *never* change our minds about believing in Jesus. That’s what our verse is about today.

**READ THE VERSE:**

Read the verse together from the visualized verse. Then read the verse directly from the Bible.

**EXPLAIN THE VERSE:**

***Hebrews 10:23*** - (*Hands as an open Bible.*)

This is the address (where the verse is located in the Bible). This verse is found in the book of Hebrews, chapter 10, verse 23.

***“Let us hold fast the profession of our faith”*** - (*Clutch fists in front of you like you are holding onto a rope.*)

*Hold fast* means you are to “hold firm” to what you believe about the Lord Jesus.

***“without wavering”*** - (*Lean from one side to the other.*)

You should not doubt or swerve away from what you believe.

***“(for He is faithful that promised).”*** - (*Point up toward sky.*)

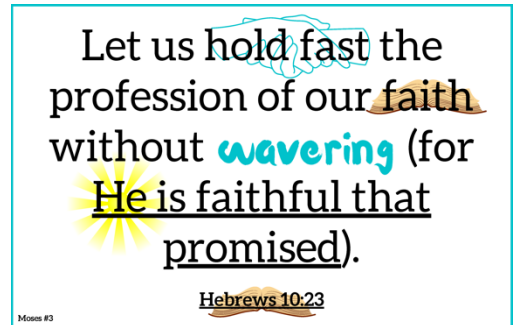
You can have this confidence and be certain of it because God will keep His promises. What He has said will happen.

(*Saved*) If you have asked Jesus to be your Saviour, He will never leave you. You never have to ask Him to save you from your sin again! You can hold firm to what you believe about Jesus, even if others try to convince you that it isn’t true. Jesus will help you stand strong in what you believe about Him.

(*Unsaved*) Maybe you are not sure what to believe about Jesus and have questions. You can ask a Good News Club teacher today and we will show you from God’s Word what it means to believe in Jesus as your Saviour.

**REPEAT THE VERSE:**

**“Find Me If You Can”** – After reading the verse from your Bible, explaining what it means, and repeating it at least two times, begin this drill. One child (“hunter”) leaves the room. Give a memory verse token to one child to hide in the room. When the “hunter” returns to the room, he searches the room looking for the verse token. While he hunts, the group gives hints by saying the verse SOFTLY if the “hunter” is far away from the token and LOUDLY as he gets closer to it. When the child finds the token, he tries to say the verse by himself (without looking at the token). If he can correctly say the verse, he gets to choose the next “hunter” and hide the verse token.



---

# INVOLVEMENT HELPS FOR YOUNGER CHILDREN

---

by Linda D. Ruth and Ralph Bechtel

## MOSES #3 – “God’s Promise to Moses”

**MEMORY VERSE:** Shortened verse

**Hebrews 10:23** – “. . . *He is faithful that promised.*”

- |                                      |   |
|--------------------------------------|---|
| <b>Hebrews 10:23</b>                 | – Hold hands as an open Bible.                                      |
| <b>“. . . <i>He is faithful</i>”</b> | – Point toward Heaven.  |
| <b><i>“that promised.”</i></b>       | – Hold hands as an open Bible to indicate where promises are found. |
| <b>Hebrews 10:23</b>                 | – Hold hands as an open Bible.                                      |

### BIBLE LESSON HELPS:

- |                |  |
|----------------|--|
| <u>Scene 1</u> | – Hold each hand as if a mouth: thumb on bottom, four fingers on top. One hand is for Moses, the other for Aaron, talking to one another. (Remember Moses does most of the talking.)<br>– Grab shepherd’s rod and begin the journey by walking in place. |
| <u>Scene 3</u> | – Announce boldly, “ <i>Let My people go!</i> ”<br>– Groan as you make bricks.   |
| <u>Scene 4</u> | – Put both palms at very top of forehead, fingers pointing up, to look like king’s headgear as you angrily say, “ <i>No, you have too much time. Make as many bricks as before.</i> ”  |
| <u>Scene 5</u> | – Hold hand above eyes as if looking; point with finger while making an angry face.  |

### BIBLE LEARNING GAME: “God Will Guide”

Have children form two lines on opposite sides of the room, facing each other. One side of the room is “Egypt,” and the other side is the “desert.” Choose one child to act as “Moses” and one to be “Aaron.” As children begin saying the memory verse together, “Moses” and “Aaron” begin slowly walking toward each other. Continue until “Moses” and “Aaron” meet in the middle. Remind the children, “*God guided Moses to tell the people His message. God will guide you from His Word too.*”

“Moses” and “Aaron” then both return to “Egypt.” Choose a new “Moses” and a new “Aaron.” Continue as time allows.

---

# GO AND TELL BOX

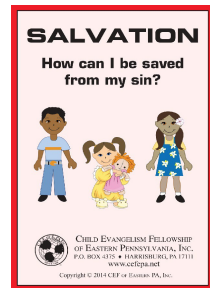
## Week #8 – What Do the Jenkins Do?

---

*(Suggested item to put in the “Go and Tell” Box – a Gospel tract.)*

What do you think a “SALVATION” tract has to do with *going and telling*?  
*(Let the children share their ideas.)*

This tract reminds me of a special tract that Mr. Jared wrote that shares how he learned about Jesus and asked Him to be his Saviour.



**WHAT DO THE JENKINS DO?** *(Show picture and use WHAT wordstrip.)*

As we learned earlier this year, missionaries have many other responsibilities besides telling people about the Lord Jesus.

**PREPARE VISUALS** – *(Use PREPARE VISUALS wordstrip.)* Mr. Jared wrote and printed a tract with his testimony (story of how he asked Jesus to his Saviour), that tells how you can receive the Lord Jesus as your personal Saviour. He has also prepared a Power Point Presentation, *Reaching Muslims for Christ*, which he uses when he presents missions in churches and schools.

**TEACH CHILDREN** – *(Use TEACH CHILDREN wordstrip.)* One day, Mrs. Cindy was talking with a five-year-old girl. She asked her if she was excited for Sunday to come to go to church. Because it is important for children to learn about Jesus, Mrs. Cindy was surprised to hear her say “no.” So she told the little girl how they have classes for children. During the summer, Mr. Jared and Mrs. Cindy teach about missions in Good News Day Camps and in some Vacation Bible Schools. They want to help boys and girls learn more about Jesus and how to be missionaries themselves. Mrs. Cindy also gives piano lessons to children and sometimes, while they wait for their parents, she can tell them about Jesus too.

**TRAIN TEACHERS** – *(Use TRAIN TEACHERS wordstrip.)* Mr. Jared is frequently invited to teach pastors and entire churches how to tell others, especially Hindus, about Jesus. Hindu people worship many gods and believe in reincarnation (when you die, you come alive again in a new body). It is important for Christians to understand how to tell the Hindu people about the One True God.

**LET’S PRAY FOR OUR MISSIONARIES:**

**THANK** God for the opportunities Mr. Jared and Mrs. Cindy have to teach children and to train adults how to tell the Hindu people about Jesus.

**PRAY** that the boys and girls that Mr. Jared and Mrs. Cindy teach about missions will want to be missionaries by telling their friends about Jesus.

**Believe  
God's Word  
even when  
it's hard**





### FLASHCARD 3-6 (Repeat)

- God answered, "Moses, you will see what I will do; I am the Lord God Almighty..."
- "Tell the Israelites, 'I will free you; I will make you My people by My great power..."
- "I will bring you to the land I promised, and I will give it to you"
- Moses told this to the Israelites, but they did not listen...
- They were so upset by all the terrible things Pharaoh was doing to them
- Things were so hard that they stopped believing God's Word
- What about you?
- Are you believing God's Word? He wants you to believe Him, even if it is hard

### CHALLENGE

**G** – Go over MT

**MT, PAS** – BELIEVE GOD'S WORD EVEN WHEN ITS HARD

**R** – Review PAS verse

**Psalm 119:160** – "...Your *Word is truth, and every one of Your righteous rules endures forever* (All of Your Word lasts forever)."

- 1.
- 2.
- 3.

**W** – Will you do it?

### INVITATION

**John 3:16** – "*For God so loved the world, (including you) that He gave His only begotten Son, (Jesus) that whosoever believeth in Him should not perish but have everlasting life* (A wonderful relationship with God that can start now and will last forever)."

**S  
P, E  
L**

**BOW HEADS  
RESPONSE**

### Moses #3

**Flashcard** – (©2015)

**Ex. 4:18-6:9**

- Think of a time when someone told you something that wasn't true...
- Maybe your friend said their dad bought them some really expensive sneakers or that they had been on a really cool trip; But they were just making it up
- We can't always believe everything people say, but there is Someone who never lies and will always do what He says – God

- We are going to learn about that today in this true story from the Bible

### FLASHCARD 3-1

- God spoke to Aaron and told him to go to the wilderness, out in the middle of nowhere, and meet his brother Moses

- God was going to use Moses to deliver the Israelites from Egypt; And Aaron was going to speak for him

- They were probably so happy to see each other; Then started long journey to Egypt

- The Pharaoh who Moses knew when he was growing up, was

dead; Now there was a new Pharaoh who ruled

- But God warned Moses that Pharaoh would not want to let the people go

- Aaron and Moses would have to believe what God said, even if was hard

**MT** – BELIEVE GOD'S WORD EVEN WHEN ITS HARD

- Moses and Aaron were going to have to believe what God said even though Pharaoh was not going to want to let the people go

### FLASHCARD 3-2

- Soon they reached Egypt; Gathered Israelite leaders for meeting

- Moses did all the signs (miracles) God told him to do

- Threw rod on ground, turned into snake; Picked it back up, turned back into rod!

- Also put hand in coat and took it out, had leprosy; Put hand back in coat, leprosy was gone!

- He did this to show that God had sent them

- When leaders saw this, believed Moses was the deliverer God sent!

- They bowed their heads and worshiped and thanked God
- I'm sure they prayed many times that God would do this; Now they were finally seeing Him answer!

### FLASHCARD 3-3

- Then Moses and Aaron went to Pharaoh; Told him, "God says, 'Let My people go'"
- But Pharaoh said, "Who is this God? Why should I obey Him? I will not let the Israelites go!"
- Pharaoh didn't know Who God was, and he didn't care
- Pharaoh had a heart that was full of sin
- Do you know you and I are all born with hearts that don't know God and that are full of sin?

### S, PAU

**1 Kings 8:46** – *"There is no man that sinneth not...."*

- 1.
  - 2.
  - 3.
- Pharaoh had a heart full of sin; That's why he said, "Who is this God and why should I obey Him?"
  - There are many people today who ask those same questions

- There is only One True and Living God; He is the One who made you; Loves you more than anyone else ever could...

### G

- That's why He sent Jesus to die on the cross for you

### O

### P, E

**1 Peter 2:24** – *"Who His own self bore our sins in His own body on the tree...by whose stripes ye were healed."*

- He did all this so that you could be made right with Him and have a wonderful relationship with Him
- But Pharaoh did not know God
- So Moses and Aaron answered, "There is only One True and Living God; He is the God of our people"
- But Pharaoh wouldn't listen, "No, you are keeping the slaves from their work..."

- "If the people have time to think about leaving Egypt, they don't have enough work to do..."

- "...Take away the straw the Israelites use for when they make bricks!"

- Tell them they have to go out and find their own straw and make as many bricks as before!"
- The work the people had to do was already very hard; This would just make it even harder

- Israelites worked hard gathering as much straw as could but still couldn't make enough bricks

### FLASHCARD 3-4

- After two days, the Israelite leaders went to Pharaoh to ask him why he was doing this
- But Pharaoh just said, "You are lazy! Go make bricks!"

- When the leaders left from speaking to Pharaoh, they saw Moses; Knew this was happening because of him

### FLASHCARD 3-5

- "We hope God punishes you for what you've done! You've made Pharaoh hate us!"

- I'm sure Moses didn't know what to say...

### FLASHCARD 3-6

- So went to a place where he could pray to God...

- "Why have You sent me here? This has only made things worse!"

- But didn't God tell Moses that Pharaoh wouldn't want to listen?
- Yes! God said this very thing would happen

- And God promised that He would free the Israelites even though Pharaoh wouldn't want to listen

- But Moses saw what was happening and he stopped believing what God had promised

- Maybe you can think of a time when something like that happened to you ...

### MT, PAS – BELIEVE GOD'S WORD EVEN WHEN ITS HARD

**Psalms 119:160** – *"... Your Word is truth, and every one of Your righteous rules endures forever (All of Your Word lasts forever)."*

- 1.
- 2.
- 3.

- Moses was having a hard time believing God; That's why he prayed; "Why have you sent me?"