



GOOD NEWS CLUB AGENDA

MOSES #4 – “God’s Power Over the Enemy”

WEEK OF:

MAIN TRUTH: Trust that God is in control of all things

TO DO AS THE CHILDREN ARRIVE:

1. Greet the children; make them feel welcome.
2. Take attendance.
3. Listen to previous week’s memory verse.
4. Have children put money in missions bank.

PRE-SESSION ACTIVITY:

1. OLDER CHILD: “What Is Being Obedient?”
2. YOUNGER CHILD: MOSES #4 Activity Sheet

SONG: (2 minutes) _____

PRAYER: (4 minutes)

1. Prayer song: _____
2. Ask the children to share any “Thank You Prayers” or “Please Prayers” they have.
3. Lead the class in “Thank You” and “Please Prayers.”

MEMORY VERSE: (8 minutes)

Hebrews 13:17 – **“Obey them that have the rule over you, and submit yourselves...”**

(The underlined portion of the verse indicates what the younger children should memorize. See “**Involvement Helps for Younger Children**” for ways to involve the children in the Bible lesson.)

“**Special Helpers**” – After you have read this verse from the Bible, explained what it means, and repeated it at least two times, you may begin this drill. First, have everyone stand up and say the verse. Then choose helpers to say the verse who fit in the following categories: the oldest and youngest girls, the oldest and youngest boys, everyone who has a birthday this month, all the boys, all the girls, everyone with brown eyes, everyone with blond hair. Choose other categories as time allows.

HYMN FOR MOSES #1-#6: (2 minutes) _____

BIBLE LESSON: (20 minutes)

MOSES #4 – “God’s Power Over the Enemy”

(See “**Involvement Helps for Younger Children**” for ways to involve the children in the Bible lesson.)

COUNSEL TIME: (If you have a helper, hostess, or Teacher Junior Grade, let them do the review time while you counsel those who responded to the invitation. Otherwise, at the end of club, be sure to remind the children who responded to the invitation to stay after club for a few minutes.)

QUIET TIME NOTEBOOK: (1 minute) Briefly highlight what was learned from last week’s Quiet Time. Ask the children to do one per day before the next club. Remind them that they must show you their Q.T. Notebook next week.

MISSIONARY TIME: (16 minutes)

1. Sing “God’s Way” while child comes to look in the “Go and Tell” Box.
2. Share missionary information for Week #9 using the “Go and Tell” Box. (See attached page.)
3. Pray for the missionary.
4. Show goal chart and mention the amount given so far.
5. Missions song: _____
6. Story: Ly Huy’s Escape. Teach the portion of the story listed under Week #9.

REVIEW ACTIVITY: (7 minutes)

Use the activity below **or** the Bible Learning Game from the “**Involvement Helps for Younger Children.**”

“**Plagues Concentration**” – Make two copies of each of the nine plagues (reduced in size). Prepare nine five-inch squares from poster board. Number the squares 1-9 on the front side and flock the back side so they will adhere to the flannelboard. Place one set of the plagues under the squares in the order the plagues took place (Water to blood under #1, frogs under #2, etc.). Put the matching cards in a small container. No flannelboard: lay out the cards on a table or use sticky tack/double-sided tape to put them on a piece of poster board. As the children answer a question correctly, they choose a plague from the container and attempt to locate its match under the numbers. This will help them to learn the order of the plagues, as well as to review the lesson. - **Adina León, Modified**

Review questions for MOSES #4:

1. **What miracle happened when Pharaoh asked Moses and Aaron to show him a sign?** (Aaron’s rod turned into a snake.)
2. **Who else turned their rods into snakes?** (Pharaoh’s magicians.)
3. **What did Aaron’s snake do that showed that God is more powerful than Satan?** (Swallowed up the other snakes.)
4. **Each time God sent a terrible plague to Egypt, what promise did the Pharaoh of Egypt make?** (“Take away the plague, and I’ll let the people go.”)
5. **After the plague was taken away, what did the Pharaoh do?** (He hardened his heart and wouldn’t let the people go.)
6. **Name three of the plagues.** (Water turned to blood, frogs, lice, flies, a cattle disease, boils, thunder and hail, locusts, darkness.)
7. **What did the magicians realize when they couldn’t make the dust turn into lice?** (This was the power of God.)
8. **Where was the one place that God did not send flies?** (Goshen, where the Israelites lived.)
9. **What was God showing the Israelites when he protected them from these troubles?** (He loved them.)
10. **Why did God choose Pharaoh to be king?** (To show His power to the whole world.)

***COUNSEL TIME:** (*Only if you did not counsel with the children earlier.)

SEND HOME WITH THE CHILDREN:

1. Pre-session papers for older and younger child
2. Memory verse token/Take Time to Review
3. Quite Time Notebook
4. Missions Coin Holder

What Is Being Obedient?

OBEYING IS . . .

doing what you are asked to do.

BEING OBEDIENT IS . . .

being willing to obey.

I think obeying also means _____

 **Write one of these on each of the lines below.**

- laws
- parents
- God
- people in authority

The Bible says that we are to obey, . . .

_____, our Heavenly Father,

our _____,

the _____, and

_____,

such as teachers, pastors, and police officers.



Being obedient is one of God's values.

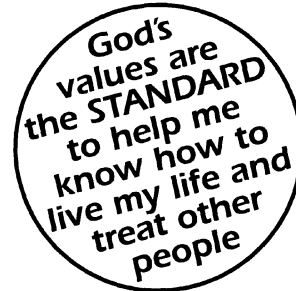
I want God's values to become my values.

Being obedient is important to me.

When I obey, then obeying becomes one of my values.

Name _____

Date _____



PRE-SESSION, Younger Child – **MOSES #4**

Moses and his brother Aaron warned Pharaoh to let Israel go, but Pharaoh became angry and wouldn't listen.

Circle 10 things that are different in the bottom picture.



“Obey them that have the rule over you”
Hebrews 13:17

Moses #4

“God’s Power Over the Enemy”

Hebrews 13:17

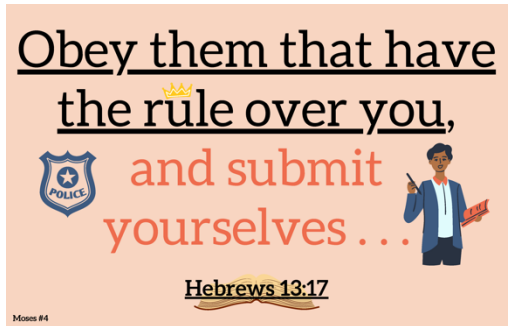
“Obey them that have the rule over you, and submit yourselves...”

(The underlined portion of the verse indicates what the younger children should memorize.)

INTRODUCE THE VERSE:

Suppose you are walking down the road with your mom or dad and suddenly they yell “Stop!” Why should you listen to them? Maybe there’s a car coming and they’re trying to keep you safe, or maybe they just need you to slow down so that they can catch up with you. Either way, you should definitely stop and listen to your authority!

What does the word “authority” mean? *(Allow response)*. Authority means someone who is in charge of us, like a parent or teacher. God tells us in His Word the Bible how we should respond to authority.*



READ THE VERSE:

Read the verse together from the visualized verse. Then read the verse directly from the Bible.

EXPLAIN THE VERSE:

Hebrews 13:17 - *(Hands as an open Bible.)*

This is the address (where the verse is located in the Bible). This verse is found in the book of Hebrews, chapter 13, verse 17.

“Obey them that have the rule over you,” - *(Point fingers out. When you say “rule,” pound fist of one hand in palm of other.)*

You are to obey all those that have authority over you. That includes your parents, your teachers, your church leaders, and most importantly, God, because He is in charge.

“and submit yourselves” - *(Kneel down on one knee)*

This relates to your attitude about being obedient. You should obey willingly.

(Saved) If you know Jesus as your Saviour, your obedience to those in authority can help you show others what it means to follow Him. Obeying those in charge of you can help you tell them and others about Jesus!

(Unsaved) Maybe you just don’t care about obeying because you want to do things your way. This is sin. Sin is serious to God; He wants us to turn away from sinning and believe in what Jesus did for us on the cross. Maybe today you need to talk to one of the Good News Club teachers what it means to believe in Jesus.

REPEAT THE VERSE:

“Special Helpers” – After you have read this verse from the Bible, explained what it means, and repeated it at least two times, you may begin this drill. First, have everyone stand up and say the verse. Then choose helpers to say the verse who fit in the following categories: the oldest and youngest girls, the oldest and youngest boys, everyone who has a birthday this month, all the boys, all the girls, everyone with brown eyes, everyone with blond hair. Choose other categories as time allows.

When teaching about obedience, keep in mind that children should **not obey when someone in authority is asking them to do something wrong or something that would cause them to hurt themselves or others.*

INVOLVEMENT HELPS FOR YOUNGER CHILDREN

by Linda D. Ruth and Ralph Bechtel

MOSES #4 – “God’s Power Over the Enemy”

MEMORY VERSE: Shortened verse

Hebrews 13:17 – “Obey them that have the rule over you”

- | | |
|-----------------------------|---|
| Hebrews 13:17 | – Hold hands as an open Bible. |
| “Obey them” | – Point at teacher or helper or just out in front. |
| “that have the rule” | – Pound fist of one hand in palm of other hand. |
| “over you” | – Touch tips of both middle fingers together over head as if making roof. |
| Hebrews 13:17 | – Hold hands as an open Bible. |

BIBLE LESSON HELPS:

- Scene 1 – Pretending to be Aaron, throw rod on floor. Move arm as a slithering snake.
– Pretending to be magicians, throw rod on floor. Move arm as a slithering snake.
- Scene 2 – Have one hand and arm slide over the other hand and arm, as one serpent swallowing another.
- Scene 3 – With a puzzled, amazed expression, say, “*This is the power of God.*”
– With arm extended in front of you, move it from top to bottom in dividing the land. Move fingers of other hand as flies coming.
- Scene 4 – Toss handfuls of ashes into the air. Act as if in pain from the boils.
– Pretending to be Moses, make fists with hands, palms down. Move them as hailstones falling.
– Pretending to be the Pharaoh, call out, “*I’ve had enough!*”
– Pretending to be Moses, walk out of the city and spread out hands. Hailstones stop.
– Pretend to be Pharaoh and shake head “no.”
– Close eyes and count the number of days of darkness.

(Continued on the next page.)

INVOLVEMENT HELPS FOR YOUNGER CHILDREN

by Linda D. Ruth and Ralph Bechtel

(Continued from the previous page.)

BIBLE LEARNING GAME: “Remember the Plagues”

Place the figures MC 40-48 (plagues) face up on the floor, or place them on the flannelboard. Choose a child to remove one of the figures while the other children close their eyes. See who can identify the plague that is missing. Remind the children, “*God wants you to obey Him and not to be stubborn like the Pharaoh.*”

Replace the missing piece. The child who correctly named that piece may remove the next plague. Repeat as time allows.

ALTERNATE BIBLE LEARNING GAME: “No! No! You Can’t Go!”

Have children form a line at one end of the room. Choose one child to be “Pharaoh” and to stand at the opposite end of the room with his back to the others. Children slowly walk toward “Pharaoh” while saying together, “*Let my people go!*” Each time “Pharaoh” responds by saying, “*No! No! You can’t go!*” When “Pharaoh” says, “*Yes! Go,*” “Pharaoh” turns around and chases the others back to the starting line. Whoever “Pharaoh” tags becomes the next “Pharaoh.” If no one is tagged, the “Pharaoh” may choose someone to take his place.

GO AND TELL BOX

Week #9 – Who Are the Saüls?

(Suggested item to put in the “Go and Tell” Box – small Bible or New Testament.)

What do you think a Bible has to do with *going and telling*? *(Let the children share their ideas.)*

The Bible reminds us of how important it is for all missionaries to know God’s Word and to study it each day.



WHO ARE THE SAÜLS? *(Use WHO wordstrip.)*

I want to introduce you to a special missionary couple. This is Mr. and Mrs. Lucien Saül *(Show picture)*. Let’s call them Pastor Lucien and Mrs. Maude *(Use NAME wordstrip)*. The Saüls were born and grew up in the Caribbean country of Haiti.

Pastor Lucien’s father was a witch doctor, but his mother was a Christian. At the age of ten, he went to live with an American missionary family serving the Lord in Haiti. It was during this time that he trusted in Jesus as his Saviour. As he grew older, God gave him a desire to teach his people about God, so he attended a Bible College in Haiti, which was operated by the Unevangelized Fields Mission.


For more than 40 years, he has served God in his own country. At the present time, Pastor Lucien is the pastor of the Bethesda Baptist Church. He also directs (like your school principal) a Christian grade school where Haitian children from his village and other surrounding areas come for school. A Bible class is taught each day. Because many of the children come to school hungry, the Saüls prepare a hot lunch for these children every day.

Mrs. Maude was raised in a Christian home, and her parents told her how she could ask Jesus to be her personal Saviour. At the age of 16, she knew that Jesus was calling her to serve Him in Christian ministry. When she was older, the Lord gave her an opportunity to receive medical training in Haiti. Later, the Saüls opened a medical clinic where she was able to use her medical training to help the Haitians. She also received training on how to evangelize children and is involved in helping teachers in their Christian grade school.

LET’S PRAY FOR OUR MISSIONARIES:

THANK the Lord that Pastor Lucien and Mrs. Maude have heard God’s call and obeyed Him by sharing with the Haitian people the Gospel of Christ.

PRAY that the Lord will give them wisdom in their various ministries and as they tell the people about Jesus.



**Trust that
God is in
control of
all things**



- God told Moses He would cause one more terrible thing; And when that happened, Pharaoh would let Israelites go

- God was in control of every single thing that was happening; All part of God's plan

- Do you believe this?

CHALLENGE

G – Go over MT

MT, PAS – TRUST THAT GOD IS IN CONTROL OF ALL THINGS

R – Review PAS verse

1 **Chronicles 29:11** – “*Yours, O LORD, is the greatness and power...All that is in the heavens and in the earth is Yours....*”

- 1.
- 2.
- 3.

W – Will you do it?

INVITATION

Acts 16:31 – “...*Believe on the Lord Jesus Christ, and thou shalt be saved....*”

**S
P, E
L**

**BOW HEADS
RESPONSE**

Moses #4
Flashcard – ©2015
Ex. 7:1-11:1

- Think of a time when something hard happened; Maybe mom lost job, or someone you love was sick and didn't get better...

- When things like that happen, easy to think, “If God is in control why would He let that happen?”

- Maybe you can think of a time when you have felt like that before....

- It is hard to trust that God is in control when we can't understand....

- I am sure Israelites felt a little like that at end of last week's lesson

FLASHCARD 4-1

- Moses went to Pharaoh and said, “God says, let My people go!”

- But did Pharaoh listen? No! Only made things worse....

- Didn't make sense! How could this all be a part of God's plan? But it was....

- Even when things happen that you can't understand....

MT – TRUST THAT GOD IS IN CONTROL OF ALL THINGS

- God wanted His people to trust Him

- So Moses and Aaron went before Pharaoh again

FLASHCARD 4-2

- Aaron threw rod on ground; Became a snake

- But Pharaoh called his magicians; They turned their rods into snakes too! How could they do that?

- Their power didn't come from God; It came from God's enemy, Satan

- Then suddenly, Aaron's snake swallowed up the magician's snakes!

- God was showing He is most powerful!

- But Pharaoh wasn't impressed; So Moses and Aaron said, “All water in Egypt will turn to blood”

FLASHCARD 4-3

- Aaron touched water with rod; And all rivers, ponds, even water in jars turned to blood!

- The fish died, everything probably smelled awful! Nothing to drink....

- But Pharaoh just turned and went into his palace

- He did not care about what God said; Wanted to do things his way

- Do you know you and I have done that too?

S, PAU

Isaiah 53:6 – “All we like sheep have gone astray; we have turned every one to his own way....”

- 1.
 - 2.
 - 3.
- Pharaoh wanted to go his way instead of God's
 - God told Moses to tell Pharaoh that God would send frogs if did not let Israelites go...
 - Would be so many, would be in their houses, beds, everywhere!
- FLASHCARD 4-3 (a)**
- But Pharaoh wouldn't listen; So Aaron held rod over river, and frogs came out; Were so many, they covered the land!
 - When couldn't stand it anymore, Pharaoh said to Moses, "Ask God to take frogs away; I will let the Israelites go"
 - Moses asked God to take the frogs away; All frogs died
 - Were dead frogs everywhere; Bible says they had to gather frogs together into piles; Awful!
 - But when Pharaoh saw this, made his heart hard; Would not let Israelites go

FLASHCARD 4-3 (b)

- So God told Aaron to hit dust with his rod; Became head lice
- Magicians couldn't do this; Said, "This is the power of God!"
- Then Moses said that God would send swarms of flies; But would be no flies where Israelites live; God loved His people! Taking special care of them
- If you are here today, do you know...

G

That's why He sent Jesus here to earth, so He could do something amazing for you

O

P, E
Colossians 1:14 – “...We have redemption (sin's price paid) through His blood, even the forgiveness of sins.”

- God did all of this because of His amazing love! God loved the Israelites; They were His special people ...

FLASHCARD 4-3 (c)

- So just as God said, next day the flies came; Filled all the Egyptians' houses; But not Israelites'

- Pharaoh called Moses and Aaron and said, "I will let you go; Ask God to take the flies away"

- So Moses asked God; And next day all flies were gone; But Pharaoh still would not let Israelites go

FLASHCARD 4-4

- God then told Moses the next day, the cows, horses, donkeys, oxen, sheep would die

- Next day, all Egyptians' animals were dead; But not any of the Israelites' animals!

- But Pharaoh's heart just became more hardened; Refused to let Israelites go

FLASHCARD 4-4 (a)

- Then, God told Aaron to throw a handful of ashes in air; Caused blisters on all the Egyptians

- Pharaoh still would not listen and let God's people go

- Pharaoh probably thought he was in control; Maybe thought he was tricking God by saying he would let God's people go but then changing his mind...

- But God told Pharaoh, "I chose you to be king so I could show MY power to the world"

- Pharaoh wasn't tricking God! God was using Pharaoh to show all the

world that no matter how hard a powerful king like Pharaoh tried to be in control, it wouldn't matter...

- God was in control of everything!
- If you know Jesus as your Savior, God wants you to know this is true

MT, PAS – TRUST THAT GOD IS IN CONTROL OF ALL THINGS

1 Chronicles 29:11 – “Yours, O LORD, is the greatness and power...All that is in the heavens and in the earth is Yours....”

1.

2.

3.

- God was using Pharaoh to show all the world His power

- God said, "Tomorrow, will cause terrible storm where lots of hail (big balls of ice) will fall from the sky"

- Next day, Moses lifted his hand; Thunder shook ground; Hailstones mixed with fire fell

FLASHCARD 4-4 (b)

- Trees and plants were smashed and burned; Food farmers planted was destroyed

- Only where Israelites lived, was no hail; Amazing!