

## GOOD NEWS CLUB AGENDA

### PATRIARCHS OF OUR FAITH #1 – “Abraham, Chosen by God” Genesis 11:27–12:20; 15:4–6; 16:1-4, 15; 17:1–8, 15–19

WEEK OF:

MAIN TRUTH: You can believe that God will do what He says.

TO DO AS THE CHILDREN ARRIVE:

1. Greet the children; make them feel welcome.
2. Take attendance.
3. Listen to previous week’s memory verse.
4. Have children put money in missions bank.

PRE-SESSION ACTIVITY:

1. OLDER CHILD: “Seeing Is Believing?”
2. YOUNGER CHILD: “The Covenant With Abraham”

SONG: (2 minutes)

---

PRAYER: (4 minutes)

1. Prayer song: \_\_\_\_\_
2. Ask the children to share any “Thank You Prayers” or “Please Prayers” they have.
3. Teachers leads the children in “Thank You Prayers” and “Please Prayers.”

MEMORY VERSE: (7 minutes)

**Hebrews 11:8** – *“By faith Abraham, when he was called . . . obeyed; and he went out, not knowing whither he went.”*

(The underlined portion of the verse indicates what the younger children should memorize. See “**Involvement Helps for Younger Children**” for helps in teaching the verse to the younger children.)

**“Mountain Echo”** – After reading the verse from your Bible, explaining what it means, and repeating it at least two times, you may begin this drill. To remind the children of Abraham traveling away from home, divide the class into three groups: loud mountain, medium mountain, and whisper mountain. Stand in front of the groups and say the verse a phrase at a time. Each mountain group echoes the verse starting with the loud mountain which repeats it with a loud voice. The medium mountain repeats the verse in a medium voice, followed by the whisper mountain which whispers it. Rotate the groups so each group has at least one turn at being each of the mountains.

HYMN FOR PATRIARCHS OF OUR FAITH: (2 minutes)

---

BIBLE LESSON: (20 MINUTES)

**PATRIARCHS OF OUR FAITH #1 – “Abraham, Chosen by God”**

(See “**Involvement Helps for Younger Children**” for ways to involve the children in the Bible lesson.)

COUNSEL TIME:

(If you have a helper, hostess, or Teacher Junior Grade, let them do the review time while you counsel those who responded to the invitation. Otherwise, at the end of club, be sure to remind them to stay for a few minutes so you can counsel them.)

QUIET TIME NOTEBOOK/TAKE TIME TO REVIEW: (1 minute)

From the returned TTtR/Q.T.N.s, mention one or two of the children's responses to the Main Truth challenge. Hand out Take Time to Review/Quiet Time Notebook, Patriarchs of Our Faith #1. Ask the children to complete the booklet before the next club. Remind them that they need to show you their TTtR/Q.T. Notebook next week.

LEARNING ABOUT THE BIBLE & THE OLD TESTAMENT BOOKS: (5 minutes)

Teach information for Week #18.

MISSIONARY TIME: (13 minutes)

1. Sing "God's Way" while child comes to look in the "Go and Tell" Box.
2. Share missionary information for Week #17 using the "Go and Tell" Box and pray. (See attached page.)
3. Show goal chart and mention the amount given so far.
4. Missions song: \_\_\_\_\_
5. Story: *Until the Letter Came*. Teach the part of the story for Week #9.

REVIEW ACTIVITY: (6 minutes)

Use the activity below or the Bible Learning Game from "**Involvement Helps for Younger Children.**"

**"Safe Arrival in America"** – Back the globes for the flannelboard, and then cut them out. (See attached pattern.) Write the following countries on the back: Denmark, Norway, Iceland, Ireland, Spain, France, Portugal, Morocco, Cuba, Haiti, England and America. Explain that years ago in the country of England some people wanted to be free to choose their own church. They set sail on the Mayflower. Sixty-five days later they saw land. The people must have shouted, "We made it." They had arrived safely in America.

If a child correctly answers a review question, he may choose any globe and look behind it to see if he has found AMERICA. Continue asking questions until someone finds America. When America is found, say, "*We will all be thankful because everyone will get a piece of candy!*" As time allows, mix up the globes on the board and play it again. - by Rita L. Lobdell, *Give and Take*, November 1991.

Review questions for PATRIARCHS OF OUR FAITH #1:

1. **Just like God chose Noah; God chose another man who lived in the city of Ur. What was his name?** (Abram/Abraham)
2. **What did God tell Abram/Abraham to do?** (Leave his country/home and go to a land that God would show him)
3. **Who went with Abram/Abraham?** (His wife, Sarai, his father, Terah and his nephew, Lot.)
4. **What were some of the promises God gave Abram/Abraham?** (A land, a great nation, a son, blessing and favor, a great name, to make him a blessing to others, and that all families would be blessed through him.)
5. **Why did it seem impossible for Abram/Abraham to become a great nation?** (He had no children or Sarai could not have children)
6. **How were all families blessed through Abram/Abraham?** (The Saviour God promised came through Abram's family line. Mary and Joseph were descendants of Abram/Abraham)
7. **What was the name of the land which God promised to Abraham?** (the land of Canaan)
8. **What did Abraham do when he arrived in Canaan?** (He built an altar and worshiped God.)
9. **Why did Abram/Abraham go to Egypt?** (There was a famine.)
10. **What did God tell Abraham to look at to remind him that his family would be more than he could count?** (The stars)
11. **If Jesus is your Saviour from sin, what should you believe (trust) God to do?** (M.T. – That HE will do what He says.)

\*COUNSEL TIME: (\*Only if you did not counsel with the children earlier.)

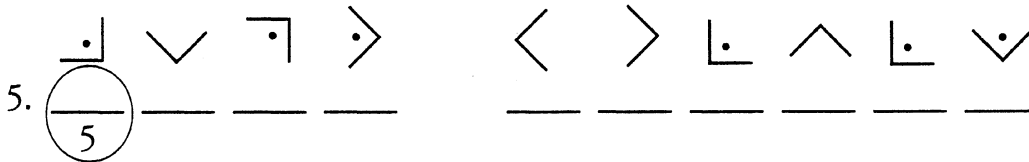
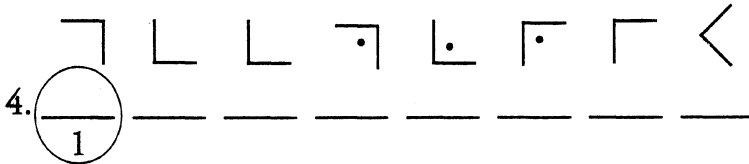
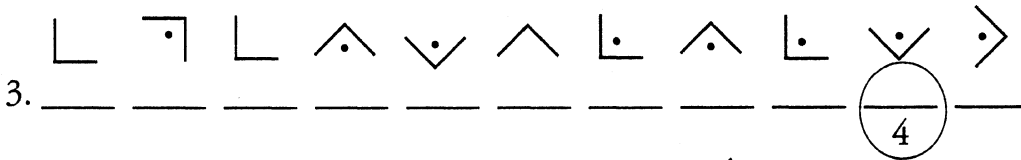
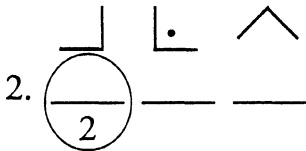
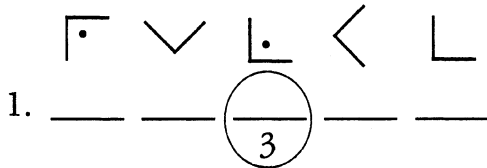
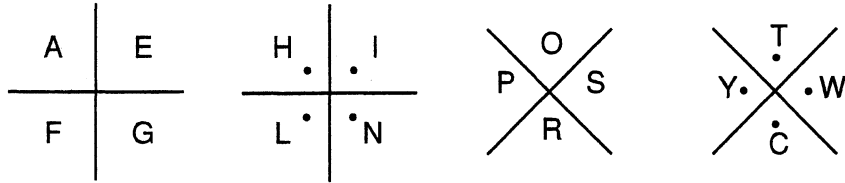
SEND HOME WITH THE CHILDREN:

1. Pre-session papers for the older and younger child
2. Memory verse token
3. Quiet Time Notebook/Take Time to Review, Patriarchs of Our Faith #1

# Seeing Is Believing?

These are things we cannot see, yet know exist.

**Decode each word and then write the circled letter on the line at the bottom of the page with the same number.**



We cannot see this, but it helps us believe in God and what He says.


\_\_\_\_\_

1      2      3      4      5

# The Covenant With Abram

**G**od told Abram that something in the night sky showed how big his family would become.

Connect the dots.  
1 2 3 4 5 6 7 8 9 10 11 12 13 14 15 16 17 18 19



**“By faith Abraham, when he was called . . . obeyed . . .”**  
**Hebrews 11:8**

---

# MEMORY VERSE HELPS

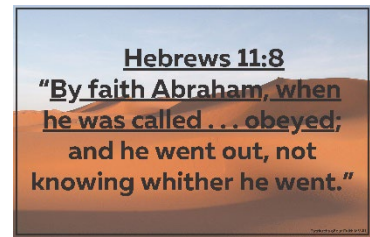
---

Patriarchs of our Faith #1 - "Abraham, Chosen by God"

## Hebrews 11:8

**"By faith Abraham, when he was called . . . obeyed;  
and he went out, not know whither he went."**

NOTE: Teach this verse following the lesson.



### **Introduction:**

Ten-year-old Brian had a very special dog named King. King went everywhere with Brian, even to school. He was trained to be Brian's guide because Brian was blind. Though Brian had never seen King, he trusted him completely and obeyed him knowing that King would lead in the way that was best for him.

Our verse today reminds us how Abraham obeyed God believing that God could be trusted.

### **Presentation:**

*(Read the verse from the Bible. Then hold the flashcard for children to see as you have them read it with you.)*

### **Explanation:**

*By faith Abraham* – Abraham believed and trusted in God.

*when he was called* – Abraham was directed by God to leave his home, family, and country.

*obeyed* – Abraham trusted God and even though this was an unusual command, he obeyed.

*and he went out, not knowing whither (where) he went* – Abraham did what God told him. He left his home, family, and country and headed out. He didn't know where God was leading him, but he trusted Him.

### **Application:**

(Saved) Because of Abraham's love and trust in God he obeyed, even when he didn't know where God was leading. If you've trusted in Jesus as your personal Saviour He wants you to trust and obey Him in every situation, even when you don't fully understand why something is happening.

(Unsaved) If you don't know the Lord Jesus, will today be the day you trust Him to be your personal Saviour?

### **Repetition:**

To remind the children of Abraham traveling away from home, divide the class into three groups: loud mountain, medium mountain, and whisper mountain. Stand in front of the groups and say the verse a phrase at a time. Each mountain group echoes the verse starting with the loud mountain which repeats it with a loud voice. The medium mountain repeats the verse in a medium voice, followed by the whisper mountain which whispers it. Rotate the groups so each group has at least one turn at being each of the mountains.

**Teaching tip:** Discuss with the children circumstances in which they can trust God.

---

# INVOLVEMENT HELPS FOR YOUNGER CHILDREN

---

by Sara Bowers and Linda D. Ruth

---

## PATRIARCHS #1 – “Abraham, Chosen by God”

MEMORY VERSE: Shortened verse

Hebrews 11:8 – “By faith Abraham, when he was called . . . obeyed . . . .”

Motions:	<b>Hebrews 11:8</b>	– Put hands together as open Bible.
	<b>“By faith”</b>	– Place both hands over heart.
	<b>“Abraham, when he was called . . .”</b>	– Cup hands at mouth as if calling.
	<b>“obeyed . . . .”</b>	– Move arms to make large “O.”
	<b>Hebrews 11:8</b>	– Put hands together as open Bible.

### BIBLE LESSON HELPS:

Introduction: ~ Have children put their thumbs up if God did do what He said or down if He did not.

Flashcard 1-1: ~ Have children say Abram.

~ Have children stand and say their memory verse together with motions.

~ Have children pretend to pack a bag. Ask the children what kinds of things they would need to pack. Add some clothes, dishes, and food to the bag.

Flashcard 1-2: ~ Have children walk in place and count 1, 2, 3, 4, 5, 6 for the 6 weeks of travel.

Flashcard 1-3: ~ Have children pretend to build an altar. Pick up stones one by one, and carefully place them to build an altar.

Flashcard 1-6: ~ Have children put their thumbs up if they think it was a part of God’s plan or thumbs down if they do not think it was a part of God’s plan.

### BIBLE LEARNING GAME: adapted from “Mother, May I?”

Establish a starting line and a finish line across the room. Choose one child as the leader. Stand this child between the two lines. Have other children stand on starting line. Choose one of these to be “Abraham.”

The leader gives a direction to “Abraham,” such as *“Take two giant steps forward”* or *“Take a giant step backwards”* or *“Take 2 hops forward,”* etc. “Abraham” then asks, *“Should I?”* If leader responds, *“Trust me,”* “Abraham” and all the children say together, *“You can trust God to keep His promises.”* Then they move as indicated. If leader responds, *“Don’t trust me,”* no one is allowed to move.

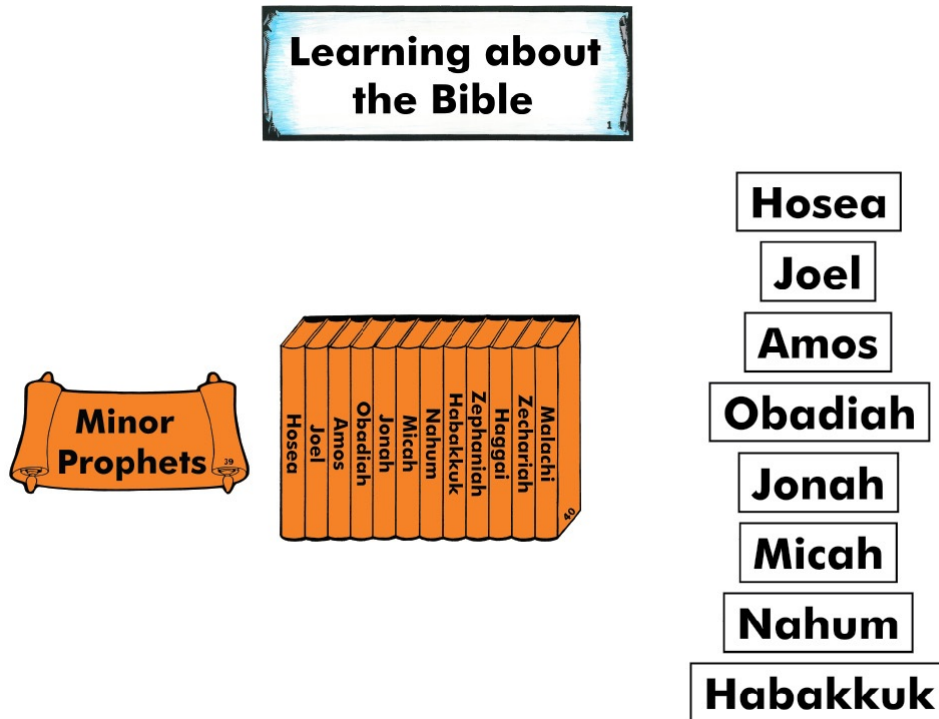
Continue until someone reaches the finish line. (The finish line may be called “the land God promised.”) That child becomes the new “Abraham.” Choose a new leader and play again.

---

# LEARNING ABOUT THE BIBLE & THE OLD TESTAMENT BOOKS

---

WEEK #18



**(Place figure #1.)** Before starting today, we need to review the first six books of the Minor Prophets: *Hosea, Joel, Amos, Obadiah, Jonah, Micah.* **(Place figures #39 and #40.)** Today, we are going to learn a little about the books of Nahum and Habakkuk. **(Place Nahum wordstrip.)** About 150 years after Jonah was there, the city of Nineveh had returned to doing sinful things. God used Nahum to predict the coming destruction of this city. This time there would be no mercy for them. **(Place Habakkuk wordstrip.)** Habakkuk is the next book of the Minor Prophets. He predicted the coming invasion and capture of Judah, the two southern tribes of Israel, by Babylon. He also wondered why God allowed a wicked nation such as Babylon to do such a terrible thing. Let's say the names of Nahum and Habakkuk twice. Now let's repeat the first eight books of the Minor Prophets: *Hosea, Joel, Amos, Obadiah, Jonah, Micah, Nahum, Habakkuk.*



---

# GO AND TELL BOX

## WEEK #17 – INFORMATION ABOUT THE CONDRA

---

### INFORMATION

*Suggested item to put in the “Go and Tell” Box – a picture of three hands showing “A S L” in sign language.)*

What do you think this picture of three hands showing sign language has to do with *going and telling*? (Let the children share their ideas.)



Miss Nicole Condra is a missionary sharing Jesus’ love with those that are deaf through sign language. We will call her **Miss Nicole**. (Show her picture and have the children say her name as you point to her.) Miss Nicole lives in Romania. She grew up in the USA and learned about Jesus at an early age. One December while playing at the playground she was thinking about the Gospel message her Sunday School teacher and parents had shared with her and God gave her understanding of His Word. She prayed to receive Jesus as her Saviour right there.

The three hands in our “Go and Tell” box represent the letters “A” “S” and “L” in American Sign Language. Each country uses similar hand positions for sign language. The sign language used in Romania is “*Limba semnelor române*”.

Miss Nicole is busy learning the language in Romania. She never realized how hard it would be to communicate in Romania without knowing the language. What would take us just a little time in the states to talk with someone takes double or triple the time in Romania. Pray that her local Pastor’s wife (her language tutor) will be able to continue to help her learn the language and the customs of the people there.

### PRAYER

**THANK** God for Miss Nicole’s willingness to go to Romania to share with the people there.

**ASK** God to help Miss Nicole as she learns the language and also as she learns their sign language.



CHILD EVANGELISM FELLOWSHIP OF EASTERN PENNSYLVANIA, INC.

P.O. BOX 4375. ♦ HARRISBURG, PA 17111-0375





**You can  
believe  
that God  
will do  
what He  
says.**



## FLASHCARD 1-6

- Sarai decided to take matters into her own hands.
- She told Abram to take Hagar, her Egyptian maidservant, to be his wife
- Sarai thought Abram could have a son through Hagar since Sarai could not have children
- Was that a part of God's plan? No, but Abram listened to Sarai and took Hagar to be his wife.
- Hagar had a baby boy named Ishmael, but he was not the son God promised.
- When Abram was 99 years old the Lord appeared to him, "I will make My covenant between Me and you. Your name will no longer be Abram, but Abraham. You will be a father of many nations. I will give you and your descendants all of the land of Canaan and I will be their God."
- Now you know how and why Abram's name changed to Abraham.
- God also changed Sarai's name to Sarah (Read Genesis 17:15-16)
- Not only did Sarai's name change but more importantly, they would have a son
- (Read Genesis 17:19)
- Abraham was overjoyed! Sarah would give birth at 90...

- ...years old and he would be a father again at 100 years old.
- The promise of a son was finally being fulfilled
- Abraham believed God would do what He said. What about you?
- Are you ready to believe in God's promise of salvation?

## INVITATION

**Acts 10:43 – "... Whosoever believeth in Him (Jesus) shall receive remission (forgiveness) of sins."**

**S  
P, E  
L**

## BOW HEADS RESPONSE

## CHALLENGE

**G – Go over MT  
YOU CAN BELIEVE THAT  
GOD WILL DO WHAT HE  
SAYS**

**R – Review PAS verse  
Heb. 10:23 – "... He is faithful  
that promised ...."**

**O – Overview PAS examples**

- 1.
  - 2.
  - 3.
- W – Will you do it?**

## Patriarchs of Our Faith #1

Genesis 11:27-12:20; 15:4-6;  
16:1-4, 15; 17:1-8, 15-19

- What does it mean if someone is trustworthy? They do what they say they will do. You can count on them. Dependable.
- Trustworthy people sometimes not able to so what they say.
- Ex: Mom is to pick you up after club but stuck in traffic. Dad is to take you fishing but has to work. Friend is to meet you in park but they forget
- People try to do what they say but are not always able to. God can *always* be trusted to do what He says.

## FLASHCARD 5-6 (Optional, from *In the Beginning series*)

- Last week learned how God told Noah to build an ark because He would cause a flood. Did God do what He said?
- God made covenant/agreement with Noah/his descendants never to destroy Earth with flood again
- Noah's 3 sons had children and they had children. Soon Earth filled with people.
- Why did God flood Earth? Sin
- Surely 400 years after flood Noah's desc. understood impt. of worshipping God alone, but no.

- Would God keep promise not to flood Earth? Yes! God can be trusted. If He makes a promise, He will keep it.

## MT – YOU CAN BELIEVE THAT GOD WILL DO WHAT HE SAYS

- If God makes a promise, He will keep it. So, what would God do? Let's find out.
- ## FLASHCARD 1-1
- Like God chose Noah, He chose Abram, a descendant of Noah's Son, Shem.
  - Abram lived in the city of Ur, present-day Iraq. It's in ruins today, but was a city of wealth
  - Archaeologists dug in ground and found 2-story home, materials from libraries/schools, stone tablets with songs
  - Today find ruins of ziggurat, temple to their moon god
  - Shem worshiped God, but his descendants did not. God calls worshipping another god sin.

**S, PAU**

**1 Kings 8:46 – "... For there is no man (woman, boy, or girl) who sinneth not ...."**

- 1.
- 2.
- 3.

- It was sin for them to worship false moon god. Abram's father worshipped moon god.

- Abram would have been wealthy. Had 2 brothers (Haran and Nahor). Haran died leaving behind a son, Lot.

- Abram's married Sarai, had no children

- One day God told Abram to leave Ur. (Read Acts 7:3)

- Imagine hearing from God. Would you leave for an unknown place? (Read Heb. 11:8 [MV])

- Abram obeyed. He trusted God to do what He said.

- Imagine Abram telling Sarai

### FLASHCARD 1-2

- Abram, Sarai, Terah (father), Lot (nephew) left.

- They stopped in Haran (Turkey) which was about 700 miles away, took about 6 weeks - They stayed in Haran for a little

- Terah died. Abram, Sarai, and Lot continued their journey

- Taking Abram to a new place to live was not God's only promise. (Read Gen. 12:1-3)

### FLASHCARD 1-3

- Let's think about these promises.

- God promised land. They were traveling there now.

- God promised Abram would be a great nation. Sarai couldn't have children. Abram was old. How would God keep this promise. Keep listening.

- God promised to bless Abram

- God promised to make Abram's name great. Even today he is known by Christians, Jews, Muslims

- God promised to make him a blessing, to bring good things to others. Promised to bless (do good to) those who bless Abram and curse (punish) those who curse him

- God promised *all* families of Earth be blessed by Abram. How? Referring to promise made to Adam/Eve. (Read Genesis 3:15)

- God promised to send a Saviour and He would come through Abram's family. He would be God's own Son, Jesus

**O**

- God promised to send a Saviour from Abram's family line

- Jesus was born to Mary who was engaged to Joseph. Both were descendants of Abram

- How would Saviour fulfill God's promise of *all* families being blessed?

**P, E**  
1 **Peter 3:18** – “**For Christ** (another name for Jesus) **also hath once suffered for sins, the just for the unjust, that He might bring us to God . . . .**”

- Jesus made a way for you, me, all people to be blessed with forgiveness of sin. This was how God kept his promise to Abram

- Once they arrived in land of Canaan, God promised ... (Read Genesis 12:7)

- Abram built an altar to worship

- Famine came and Abram went to Egypt

### FLASHCARD 1-4

- Got to Egypt. Abram afraid Egyptians would kill him so they could have Sarai who was beautiful, so he asked her to lie and say she was his sister

- The Pharaoh noticed Sarai, and she was taken to his house

- Pharaoh treated Abram well and gave him animals/servants

- Their sin caused this problem. Would God forget his promises to Abram? No! God loved Abram/Sarai even though they had done wrong

**G**

- God still loved Abram and Sarai. God plagued Pharaoh and his house (Read Genesis 12:17)

- Pharaoh called Abram to him, “What is this you have done to me? ... take your wife and go.”

- Pharaoh sent Abram and Sarai away with all they had.

### FLASHCARD 1-5

- Sometime after arriving back in land of Canaan, Abram said, “Lord, I am childless. Eliezer, my servant, will get everything when I die. He will be my heir because I have no son.”

- God, “He will *not* be your heir. You *will* have a son, and *he* will be your heir.”

- God told Abram to look at the stars and count them if he could. “That is how many descendants you will have.”

- Abram had been waiting a long time for God to do what He said He would do. Would Abram trust God? (Read Genesis 15:6)

- Abram believed. What about you?

**MT, PAS** – **YOU CAN BELIEVE THAT GOD WILL DO WHAT HE SAYS**

**Heb. 10:23** – “... **He is faithful that promised . . . .**”

1.

2.

3.

- Abram believed God would do what He said.