

## MOSES VOLUMES 1 & 2 REVIEW WEEK

### TO DO AS THE CHILDREN ARRIVE:

1. Greet the children.
2. Take the attendance.
3. Listen to previous week's memory verse.
4. Children put money in missions bank.

### PRESESSION ACTIVITY:

Share a special treat with the children.

Suggested treat: "Manna" (See attached sheet for recipe.)

### OPENING SONGS: (5 minutes)

Sing 2 or 3 songs from Moses volumes 1 & 2.

### PRAYER TIME: (5 minutes)

Take extra time to ask children for please & thank you prayers. Encourage the children to pray for the requests mentioned.

### MEMORY VERSE REVIEW: (10 minutes)

Use 2 or 3 of your favorite memory verse review activities to review key verses from Moses volumes 1 & 2.

### SONG: (2 minutes)

### MISSIONARY STORY: (8 minutes)

### SONG: (2 minutes)

### BIBLE LEARNING GAME: "Exploring the Land" (10 minutes)

Begin by asking the children about lesson #10 when the 12 spies went into the land of Canaan. Ask them how many spies were bad, who didn't believe that God would help them win the land? Then ask how many spies were good, who did believe God would help them?

Next, choose someone to be "Moses" and stand with his back to the others. Then choose a "Caleb" and a "Joshua" by silently pointing to them or touching their shoulders. When "Moses" says, "Go,"

everyone walks around the room as if exploring Canaan. When "Moses" turns around and says, "Come back," all return.

"Moses" begins asking one at a time, "What is your report?" Only "Joshua" and "Caleb" may answer, "Yes, we should go." Others must each say, "No, don't go." The object is for "Moses" to locate "Joshua" and "Caleb" quickly.

Conclude by saying, "At that time, only Joshua and Caleb listened to God. Today, God wants you to listen to Him." Play again as time allows.

### BIBLE LESSON REVIEW GAME #1: Rock, Paper, Scissors (5 minutes)

1. **What terrible thing did the Egyptians do to the Israelite people?** (Made them slaves)
2. **Why did Moses' mother hide him in a basket on the river when he was a baby?** (To protect him from Pharaoh's evil law to kill all the Israelite baby boys.)
3. **Who found Moses and decided to take care of him instead of killing him?** (Pharaoh's daughter)
4. **When Moses grew up, saw an Egyptian man beating an Israelite man, what did Moses do?** (Killed the Egyptian man)
5. **True/False - Moses could become the one who would lead the Israelites to freedom from the Egyptians without God's help.** (False. He couldn't do anything without God, and neither can you.)
6. **What did God tell Moses that He was going to help Moses do?** (Lead the Israelite people to freedom from the Egyptians)
7. **When Moses told Pharaoh to let the Israelites go, Pharaoh said no. What did God do to the Egyptians because of this?** (Caused 10 plagues/troubles to happen only to the Egyptians)
8. **Name one of the plagues (troubles) God caused to happen to the Egyptians.** (River to blood, frogs, lice, flies, animals died, sores, hail, terrible darkness, first born sons died)

BIBLE LESSON REVIEW GAME #2: Gospel

Concentration (5 minutes)

1. **True/False - After the firstborn son died in each of the Egyptian's homes, Pharaoh still did not let the Israelites leave Egypt.** (False. He told them to leave right away.)
2. **True/False - God told the Israelites to ask the Egyptians for all kinds of treasure, and the Egyptians gave it to them.** (True)
3. **True/False - After the Israelites left Egypt, Pharaoh changed his mind and decided to chase after them to bring them back.** (True)
4. **When the Israelites saw the Egyptians chasing after them, what was blocking the Israelites from running any further?** (Red Sea)
5. **What amazing thing did God do through Moses so the Israelites could get away from the Egyptians?** (God told Moses to lift his rod, and the Red Sea parted so the Israelites could pass through the middle on dry ground.)
6. **When the Israelites were hungry in the wilderness, what was 1 of the things God sent to feed them?** (Manna, Quail)
7. **True/False - God wanted the Israelites to take only enough manna for what they needed for each day. God wanted them to trust Him for what they needed each day.** (True)
8. **True/False - When Moses went up the mountain to meet with God, the rest of the Israelites were allowed to be on the mountain too.** (False)
2. **True/False - The biggest reason God gave His 10 Commandments is to show us how sinful we are.** (True)
3. **What terrible thing did the Israelites do while Moses was up on the mountain meeting with God?** (Aaron built a golden calf, and the people worshiped it.)
4. **Why was this so serious?** (Because God is the Only One, True, Living God. Only He should be worshiped.)
5. **True/False - When the spies went into the land of Canaan, all the spies came back believing God would help them take the land.** (False. Only 2 spies believed.)
6. **Because the people refused to believe God would help them take the land, what did God say they would have to do?** (Wander in the wilderness for 40 years)
7. **When the Israelites complained again and God sent the fiery serpents, what was the one way people could be healed from the snake bites?** (Looking at the metal snake on a pole, believing God's promise to heal them)
8. **Who did God choose to be the next leader to lead the Israelites into the land of Canaan after Moses died?** (Joshua)

SONG: (3 minutes)

CLOSING PRAYER: (1 minute)

BIBLE LESSON REVIEW GAME #3: Zonk

(5 minutes)

1. **Why couldn't the Israelites be on the mountain or even touch it when Moses was there meeting with God?** (God was showing how holy – perfect, different from us – He is.)

## “Manna” Wafer Recipe:

Taken from: <https://kidsofintegrity.com/activity/gratitude/manna-meal/>

3 ¼ cups whole wheat flour

1 tsp. baking soda

½ tsp. salt

½ tsp. coriander powder (optional)

⅛ cup butter, melted, or olive oil

½ cup honey

1 tsp. vanilla

½ cup unsweetened applesauce

1 egg

Sugar to sprinkle on top (optional)

Preheat oven to 375°F.

Use a hand mixer to blend the butter, honey, vanilla, applesauce, and egg together.

Sift in just 1 cup of the whole wheat flour, 1 tsp. baking soda, and ½ tsp. coriander powder.

Mix the dough until it is uniformly blended. Continue adding flour until the dough is stiff enough to roll out.

Roll the dough as thin as possible.

If you want to sweeten the wafer slightly, sprinkled the surface of the rolled-out dough with white or brown sugar. Gently roll over the sugared surface to adhere the sugar to the dough.








Cut the “manna” into squares or use cookie cutters to punch out a variety of shapes.

Place the wafers on a non-stick cookie sheet & bake in the oven at 375°F for 8-10 minutes. The wafers are done when they are lightly browned & spring back when pressed lightly with a fingertip.

# "Gospel Concentration" Review Game



CHILD EVANGELISM FELLOWSHIP OF  
EASTERN PENNSYLVANIA, INC.  
PO BOX 4375, HARRISBURG, PA 17111-0375





ZONK - REVIEW GAME

100



200

250

300

350

400

450

500

550

600

650

700

750

800

850

900

950

1000

