



## GOOD NEWS CLUB AGENDA

### MOSES #8 – “God’s Purpose for the Law”

WEEK OF:

MAIN TRUTH: God wants you to say no to sin

TO DO AS THE CHILDREN ARRIVE:

1. Greet the children; make them feel welcome.
2. Take attendance.
3. Listen to previous week’s memory verse.
4. Have children put money in missions bank.

PRE-SESSION ACTIVITY:

1. OLDER CHILD: “Commandment Scramble”
2. YOUNGER CHILD: MOSES #8 Activity Sheet

SONG: (1 minute) \_\_\_\_\_

PRAYER: (4 minutes)

1. Prayer song: \_\_\_\_\_
2. Ask the children to share any “Thank You Prayers” or “Please Prayers” they have.
3. Lead the class in “Thank You” and “Please Prayers.”

MEMORY VERSE: (7 minutes)

**Romans 3:20** – “. . . **For by the law is the knowledge of sin.**”

(The underlined portion of the verse indicates what the younger children should memorize. See “**Involvement Helps for Younger Children**” for helps in teaching the verse to the younger children.)

“**Hide Me If You Can**” – After you have read this verse from the Bible, explained what it means, and repeated it at least two times, you may begin this drill. Give a piece of the visualized verse or a memory verse token to a child to hide. Have one child close and cover eyes until the hiding place is selected. Then the child searches the room looking for the verse part or token. The class will start saying the verse softly. The closer the child gets to the verse part, the louder they will say the verse until the part is found. Repeat several times.

HYMN FOR MOSES #7-#12: (2 minutes) \_\_\_\_\_

BIBLE LESSON: (20 minutes)

**MOSES #8 – “God’s Purpose for the Law”**

(See “**Involvement Helps for Younger Children**” for ways to involve the children in the Bible lesson.)

COUNSEL TIME: (If you have a helper, hostess, or Teacher Junior Grade, let them do the review time while you counsel those who responded to the invitation. Otherwise, at the end of club, be sure to remind the children who responded to the invitation to stay after club for a few minutes.)

SPECIAL: TEN COMMANDMENTS: (3 minutes) Tell the children that you want them to learn the Ten Commandments. Give them a copy of the Ten Commandments Bookmark and the Child’s Ten Commandments Booklet. Starting next week, you will have a Ten Commandment Honor Roll for them to sign when they can say the Commandments (*See attached sheets*).

QUIET TIME NOTEBOOK: (1 minute) Briefly highlight what was learned from last week’s Quiet Time. Ask the

children to do one per day before next week and show it to you next week to earn points.

MISSIONARY TIME: (16 minutes)

1. Sing "God's Way" while child comes to look in the "Go and Tell" Box.
2. Share missionary information for Week #13 using the "Go and Tell" Box (*See attached page*).
3. Pray for the missionary.
4. Show goal chart and mention the amount given so far.
5. Missions song: \_\_\_\_\_
6. Story: **Secret in the Woods**. Teach the portion of the story listed under Week #3.

REVIEW ACTIVITY: (6 minutes)

Use the activity below or the Bible Learning Game from the "**Involvement Helps for Younger Children.**"

**"Commandment Concentration"** – Make two copies of the Ten Commandments. (*See attached pattern.*) Prepare 10 squares of felt (or posterboard and back with felt). Number the squares 1-10 on the front. Place one set of the Ten Commandments in order under the felt squares. Put the other set of Ten Commandments in a small container. No flannelboard: glue one set of commandments to 3x5 cards and number 1-10 on the back of the cards. Lay them upside down on a table or use sticky tack/double-sided tape to put them on a piece of poster board. As the children answer a question correctly, they choose a commandment from the container and attempt to locate its match under the numbers. If he answers the question correctly, he earns 100 points. If he matches the commandment, he receives 500 bonus points for his team. If the commandments don't match, return them to the proper place.  
– Adina León.

Review questions for MOSES #8:

1. **Why did the people begin complaining to Moses again?** (They didn't have any water.)
2. **How did God give the people water at Rephidim?** (He told Moses to strike a rock; water came out of the rock.)
3. **The Israelites stopped and set up camp at the bottom of a mountain. What was the name of that mountain?** (Mt. Sinai.)
4. **What did Moses do while the people were setting up camp?** (Went up Mt. Sinai to talk to God.)
5. **How did the people answer Moses when they heard what God said to them?** ("All God has spoken we will do.")
6. **God said that He was going to come to the mountain in a thick cloud. How were the people to get ready for Him to come?** (Wash their clothes and set up a boundary around the mountain.)
7. **Why didn't God want the people to come near the mountain?** (Wanted to show that He is holy, separate from sin, and that sin is serious to Him.)
8. **What would happen if any person of animal touched the mountain?** (They would die.)
9. **What did God give Moses on Mt. Sinai?** (The Ten Commandments.)
10. **Name three of the Commandments.**

\*COUNSEL TIME: (\*Only if you did not counsel with the children earlier.)

SEND HOME WITH THE CHILDREN:

1. Pre-session papers for older and younger child
2. Memory verse token/Take Time to Review
3. Quiet Time Notebook
4. Child's Ten Commandments Booklet
5. Ten Commandments Bookmark

# Commandment Scramble

Can you unscramble these commandments and put them in order? If you need help, turn to Exodus 20:3-17 in your Bible. (The commandments on this page are worded more simply than they are in the Bible.)

**ON OHETR DOGS FOEBER EM**

**N'TDO VE OCT ORUY EOR'SNIGHB TYPPERRO**

**EKEP HET STBAHBA LYHO**

**DTON' UDERRM.**

**O'TND MMOTCI RYULATED.**

**TDNO' IESUMS OD'SG ANEM**

**ON DOILS**

**DNO'T LETAS.**

**OORHN ORUY AETFHR NAD MROHET.**


**'TOND IEGV ALEFS ONYESTTIM**



PRE-SESSION, Younger Child – MOSES #8

**G**od gave Moses the Ten Commandments to give the people of Israel. 4 are about loving God; 6 are about loving people.

Connect the dots.  
1 2 3 4 5 6 7 8 9 10 11 12 13 14



“... For by the law is the knowledge of sin.”  
Romans 3:20

## Moses #8

### “God’s Purpose for the Law”

#### Romans 3:20

“ . . . For by the law is the knowledge of sin.”

(The underlined portion of the verse indicates what the younger children should memorize.)

#### INTRODUCE THE VERSE:

On the count of three, I want everyone to say one law that they know. (*Listen for responses.*) Maybe you said going the speed limit or not stealing. Why are these laws important? (*Allow responses.*) They are important because they keep people safe. Did you know that God has laws for His people? Let’s read a verse that tells us more about why God made His laws.

#### READ THE VERSE:

Read the verse together from the visualized verse. Then read the verse directly from the Bible.



#### EXPLAIN THE VERSE:

**Romans 3:20** - (*Hands as an open Bible.*)

This is the address (where the verse is located in the Bible). This verse is found in the book of Romans, chapter 3, verses 20.

“ . . . **For by the law**” - (*Hands open as an open Bible.*)

A *law* is another name for a rule. We have all kinds of laws in our country that we have to obey. Laws that say that you have to stop at a stop sign or that you can’t steal. This verse is talking about some different laws, God’s laws/rules. We find these laws/rules in His Word, the Bible.

“**is the knowledge of sin.**” - (*Point to head. Cross forearms in front of you, making an “X.”*)

The rules in the Bible help us to know when we are sinning, doing something that goes against what God said is right. They tell us about our sin, but obeying God’s laws cannot save us from our sin; only believing in Jesus as your Saviour can do that.

(*Saved*) If you know Jesus as your Saviour, God the Holy Spirit can help you to obey the rules from the Bible. If you are reading the Bible and asking for the Holy Spirit’s help to obey what it says, you can live the way that God says is good.

(*Unsaved*) Can you think of a rule from the Bible that you may have broken? Maybe you talked back to your parents or complained about your homework. These things are sins because they go against God’s laws. Sin separates you from God, but He made a way for your sins to be forgiven through Jesus’ death and resurrection. If you have any questions about asking Jesus to be your Saviour from sin, be sure to ask a leader before you leave today.

#### REPEAT THE VERSE:

“**Hide Me If You Can**” – After you have read this verse from the Bible, explained what it means, and repeated it at least two times, you may begin this drill. Give a piece of the visualized verse or a memory verse token to a child to hide. Have one child close and cover eyes until the hiding place is selected. Then the child searches the room looking for the verse part or token. The class will start saying the verse softly. The closer the child gets to the verse part, the louder they will say the verse until the part is found. Repeat several times.

---

# INVOLVEMENT HELPS FOR YOUNGER CHILDREN

---

by Linda D. Ruth and Ralph Bechtel

## MOSES #8 – “God’s Purpose for the Law”

**MEMORY VERSE:** Entire verse

**Romans 3:20** – “. . . *For by the law is the knowledge of sin.*”

- |                               |   |
|-------------------------------|---|
| <b>Romans 3:20</b>            | – Hold hands as an open Bible.  |
| <i>“. . . For by the law”</i> | – Hold up ten fingers, meaning the Ten Commandments.                          |
| <i>“is the knowledge”</i>     | – Both hands touching head.   |
| <i>“of sin.”</i>              | – Cross forearms in front of you, making an “X.” Motion meaning, “Stay away.” |
| <b>Romans 3:20</b>            | – Hold hands as an open Bible.  |

### BIBLE LESSON HELPS:

- Scene 2 – Have children pretend to strike the rock with rod.  
– Drink water with cupped hands.  
– Draw Mount Sinai in the air with your hand as you say together, “*Mount Sinai.*”
- Scene 3 – Nod head “yes” while saying together, “*All that the Lord tells us to do, we will do.*”
- Scene 4 – Make trumpet sound.
- Scene 5 – Say, “*Show me with your fingers how many rules God gave the Israelites.*”  
– Using your fingers, count aloud together the number of Commandments.
- Scene 6 – Carry stones and place them on top of one another to make an altar.

### BIBLE LEARNING GAME: “Who Is in First Place?”

Lay two carpet squares or hand towels on the floor. The first represents “first important place.” No child will stand on this spot. The second spot is “second important place.” Stand one child on it and line the others up behind this child. Choose an “it” to stand with his back to the others.

Begin to sing or play a tape, or simply clap steadily. Child in second place turns and goes to end of line. Next child steps into “second important place” and then goes to end of line so that the line is continually moving. At some point, singing or clapping suddenly stops, child standing on the “second important place” says to “it,” “*Only God is in first place.*” “It” has three guesses to try to identify child standing on “second important place” by his voice.

Say, “*Sin is serious to God. No thing and no person should come before God.*” Choose a new “it” and play again.

---

# GO AND TELL BOX

## Week #13 – Where Do the Luttmanns Serve?

---

*(Suggested item to put in the “Go and Tell” Box – picture of BVI headquarters.)*

What do you think the picture of this building has to do with *going and telling*? *(Let the children share their ideas.)*

This picture reminds me that God has a place and a plan for each missionary. This is a picture of where Mr. Tom works.



### WHERE DO THE LUTTMANNS SERVE?

*(Show their picture and use the WHERE wordstrip.)*

Mr. Tom and Mrs. Betsy are missionaries here in the United States. *(Show U.S. map.)* The *Bible Visuals International* headquarters is near Lancaster, Pennsylvania. The picture is of the office where Mr. Tom works.

Even though Mr. Tom does not travel to many foreign countries, many of the materials Bible Visuals International prints are printed in different foreign languages. Some of the languages that their materials are printed in include: Arabic, Chinese, and French, just to name a few. All of these materials in different languages are being used by missionaries all over the world to teach children about God's love.

Mr. Tom travels to different churches and conferences in the United States to share about the materials BVI prints to use when teaching children. Sometimes, he learns of missionaries who are teaching children in a foreign country. He then contacts them and tells them about the teaching materials and asks how he can help them in teaching the children they have in their classes. Sometimes, Mr. Tom shares a gift of some lessons to help other missionaries.

### LET'S PRAY FOR OUR MISSIONARIES:

**THANK** the Lord for the materials that are available to help missionaries and teachers share the Word of God with children.

**PRAY** that the Lord will give Mr. Tom many opportunities to give materials to other missionaries who are teaching the children.

**Thou shalt have  
no other gods  
before me.**

**Honor thy  
father  
and thy  
mother**

**Thou shalt  
not kill.**

**Thou shalt not  
make unto  
thee any graven  
image.**

**Thou shalt  
not commit  
adultery.**

**Thou shalt  
not steal**

**Thou shalt not  
take the name of  
the Lord thy God  
in vain**

**Thou shalt  
not bear  
false witness.**

**Thou shalt  
not covet**

**Remember the  
sabbath day, to  
keep it holy.**

Ten Commandment Concentration  
without numbers (for draw bag)



**Thou shalt have  
no other gods  
before me.**

1

**Honor thy  
father  
and thy  
mother**

5

**Thou shalt  
not kill.**

6

**Thou shalt not  
make unto  
thee any graven  
image.**

2

Ten Commandment Concentration  
with numbers (for under felt squares)

**Thou shalt  
not commit  
adultery.**

7

**Thou shalt  
not steal**

8

**Thou shalt not  
take the name of  
the Lord thy God  
in vain**

3

**Thou shalt  
not bear  
false witness.**

9

**Thou shalt  
not covet**

10

**Remember the  
sabbath day, to  
keep it holy.**

4

# THE TEN COMMANDMENTS

When Moses was leading his people from Egypt to the Promised Land, God gave him two stone tablets on which the Ten Commandments were carved. Although this was long ago, the same rules given then are just as important to us today.

To help the children remember the Ten Commandments, each number is illustrated with a related picture. The following explanations are suggested ways you can help the children understand what the commandments mean.

1. **“Thou shalt have no other gods before Me.”** - This commandment teaches us to love God and put Him first in every part of our lives. When something else such as sports, school, material things, television, etc. occupies more of our time and thought and effort than we spend for the things of the Lord, those things become our gods.
2. **“Thou shalt not make unto thee any graven image.”** - God is a jealous God. And why shouldn't He be! He loves us and wants what's best for us. We are not to bow down to any idol, but to worship only the true and living God.
3. **“Thou shalt not take the name of the Lord thy God in vain; for the Lord will not hold him guiltless that taketh His name in vain.”** - God warns us that we can't be His faithful servants if we have “two faces.” That means we can't live for God and at the same time misuse His name in any way. Some people take the name of God in vain by swearing. Others use His name in jokes. When we misuse our body, which is the temple of the Holy Spirit, we profane His name. When we sin knowingly, we take God's name in vain. When we make promises we don't keep, when we claim to be Christians and don't live like one, God will not hold us guiltless.
4. **“Remember the sabbath day to keep it holy.”** - The number 4 is used to illustrate the end of a church pew. God has commanded that we set aside one day a week for rest and worship.
5. **“Honor thy father and thy mother that thy days may be long upon the land which the Lord thy God giveth thee.”** - Until we are full-grown adults we are to obey our parents. After we are grown and have families of our own, we are still to crown our parents with honor even though we don't always agree with them. The Bible teaches that one of the signs of the last days before Jesus returns is rebellious and ungrateful children.
6. **“Thou shalt not kill.”** - This commandment teaches us that all life is precious to God. It is a gift that only God can give. It is so wrong to take the life of another.
7. **“Thou shalt not commit adultery.”** - To love another man's wife is evil. To act like you are married when you are not is wrong. The number 7 represents Joseph with an Egyptian headdress, turning away from Potiphar's wife who tried to get him to commit adultery.
8. **“Thou shalt not steal.”** - The cookie jar shaped like the number 8 reminds us that it is wrong to use our hands to take something that belongs to another.
9. **“Thou shalt not bear false witness against thy neighbor.”** - This means that we are to tell only the truth about each other. Lying is a sin against God.
10. **“Thou shalt not covet.”** - The tenth commandment teaches us to be happy with what we have instead of wanting what someone else has. The number 10 will help us to remember that we are 0 or nothing; but God, when put first (1) in our lives, can help us keep each of the commandments.

## MOTIONS FOR THE 10 COMMANDMENTS

by Lisa Garlick

1. Have no other God but Me.  
*(Put index finger in the air.)*
  
2. To no idol bend your knee.  
*(Put two fingers up, and then bend them as if they were kneeling.)*
  
3. God's name reverence; do not swear.  
*(Put up three fingers, and then put the three fingers over your mouth.)*
  
4. To disrespect God's day - beware!  
*(Put four fingers up, and then put them out as if you were stopping someone.)*
  
5. Honor your parents in the Lord.  
*(Put up all five fingers, and then bend fingers forward as if they were bowing.)*
  
6. Do not murder, says God's Word.  
*(Put five fingers up of one hand and the thumb up on the other hand, and then make the one hand look like a gun that has the thumb up.)*
  
7. Keep mind and actions pure and clean.  
*(Put up seven fingers, and then choose the index finger from each hand. Point to your mind.)*
  
8. Do not steal for that is sin.  
*(Put up eight fingers, and then slap the three fingers with the five fingers.)*
  
9. Hate a lie and do not love it.  
*(Put up nine fingers, and then cover your mouth with them. Shake your head no.)*
  
10. What others own, do not covet.  
*(Put up ten fingers, and then tilt them back as if they are staying away from the temptation.)*



# THE TEN COMMANDMENTS

1. Thou shalt have **no other gods** before Me.
2. Thou shalt not make unto thee any **graven image**.
3. Thou shalt not take the name of the Lord thy God in **vain**.
4. Remember the **Sabbath day** to keep it holy.
5. Honor thy **father** and thy **mother**.
6. Thou shalt not **kill**.
7. Thou shalt not commit **adultery**.
8. Thou shalt not **steal**.
9. Thou shalt not bear **false witness**.
10. Thou shalt not **covet**.



# THE TEN COMMANDMENTS

1. Thou shalt have **no other gods** before Me.
2. Thou shalt not make unto thee any **graven image**.
3. Thou shalt not take the name of the Lord thy God in **vain**.
4. Remember the **Sabbath day** to keep it holy.
5. Honor thy **father** and thy **mother**.
6. Thou shalt not **kill**.
7. Thou shalt not commit **adultery**.
8. Thou shalt not **steal**.
9. Thou shalt not bear **false witness**.
10. Thou shalt not **covet**.



# THE TEN COMMANDMENTS

1. Thou shalt have **no other gods** before Me.
2. Thou shalt not make unto thee any **graven image**.
3. Thou shalt not take the name of the Lord thy God in **vain**.
4. Remember the **Sabbath day** to keep it holy.
5. Honor thy **father** and thy **mother**.
6. Thou shalt not **kill**.
7. Thou shalt not commit **adultery**.
8. Thou shalt not **steal**.
9. Thou shalt not bear **false witness**.
10. Thou shalt not **covet**.



**CHILD EVANGELISM FELLOWSHIP OF  
EASTERN PA, INC.**



**CHILD EVANGELISM FELLOWSHIP OF  
EASTERN PA, INC.**



**CHILD EVANGELISM FELLOWSHIP OF  
EASTERN PA, INC.**



# THE TEN COMMANDMENTS

1. Thou shalt have **no other gods** before Me.
2. Thou shalt not make unto thee any **graven image**.
3. Thou shalt not take the name of the Lord thy God in **vain**.
4. Remember the **Sabbath day** to keep it holy.
5. Honor thy **father** and thy **mother**.
6. Thou shalt not **kill**.
7. Thou shalt not commit **adultery**.
8. Thou shalt not **steal**.
9. Thou shalt not bear **false witness**.
10. Thou shalt not **covet**.



# THE TEN COMMANDMENTS

1. Thou shalt have **no other gods** before Me.
2. Thou shalt not make unto thee any **graven image**.
3. Thou shalt not take the name of the Lord thy God in **vain**.
4. Remember the **Sabbath day** to keep it holy.
5. Honor thy **father** and thy **mother**.
6. Thou shalt not **kill**.
7. Thou shalt not commit **adultery**.
8. Thou shalt not **steal**.
9. Thou shalt not bear **false witness**.
10. Thou shalt not **covet**.



# THE TEN COMMANDMENTS

1. Thou shalt have **no other gods** before Me.
2. Thou shalt not make unto thee any **graven image**.
3. Thou shalt not take the name of the Lord thy God in **vain**.
4. Remember the **Sabbath day** to keep it holy.
5. Honor thy **father** and thy **mother**.
6. Thou shalt not **kill**.
7. Thou shalt not commit **adultery**.
8. Thou shalt not **steal**.
9. Thou shalt not bear **false witness**.
10. Thou shalt not **covet**.



**CHILD EVANGELISM FELLOWSHIP OF  
EASTERN PA, INC.**



**CHILD EVANGELISM FELLOWSHIP OF  
EASTERN PA, INC.**

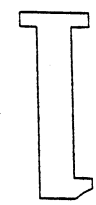


**CHILD EVANGELISM FELLOWSHIP OF  
EASTERN PA, INC.**

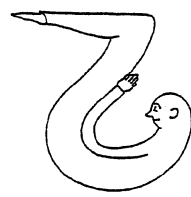


TEN COMMANDMENTS

Have no other God but Me.



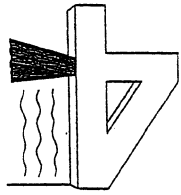
To no idol bend your knee.




God's name reverence; do not swear.



To disrespect God's day - beware!

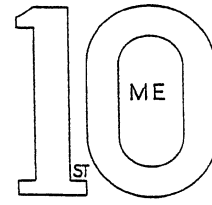


Honor your parents in the Lord.




A CHILD'S TEN COMMANDMENTS

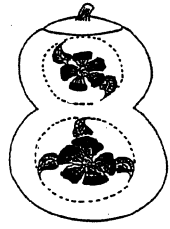
1. Have no other God but Me.
2. To no idol bend your knee.
3. God's name reverence; do not swear.
4. To disrespect God's day - beware!
5. Honor your parents in the Lord.
6. Do not murder, says God's Word.
7. Keep mind and actions pure and clean.
8. Do not steal for that is sin.
9. Hate a lie and do not love it.
10. What others own, do not covet.



What others own, do not covet.



Hate a lie and do not love it.




Do not steal for that is sin.



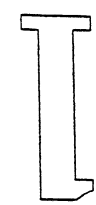
Keep mind and actions pure and clean.

Do not murder, says God's Word

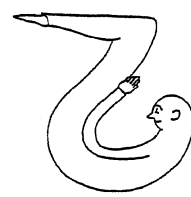


TEN COMMANDMENTS

Have no other God but Me.




To no idol bend your knee.




God's name reverence; do not swear.



To disrespect God's day - beware!

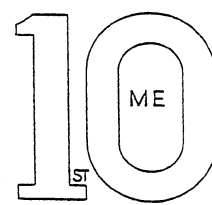


Honor your parents in the Lord.




A CHILD'S TEN COMMANDMENTS

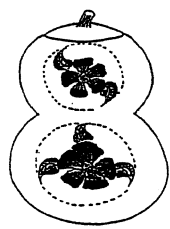
1. Have no other God but Me.
2. To no idol bend your knee.
3. God's name reverence; do not swear.
4. To disrespect God's day - beware!
5. Honor your parents in the Lord.
6. Do not murder, says God's Word.
7. Keep mind and actions pure and clean.
8. Do not steal for that is sin.
9. Hate a lie and do not love it.
10. What others own, do not covet.



What others own, do not covet.



Hate a lie and do not love it.

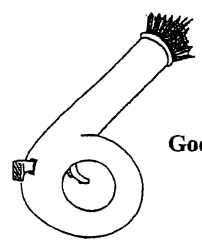


Do not steal for that is sin.



Keep mind and actions pure and clean.

Do not murder, says God's Word





for the Children  
TEN COMMANDMENTS




- TEN COMMANDMENTS
1. Thou shalt have no other gods before Me.
  2. Thou shalt not make unto thee any graven image.
  3. Thou shalt not take the name of the LORD thy God in vain.
  4. Remember the sabbath day, to keep it holy.
  5. Honor thy father and thy mother.
  6. Thou shalt not kill.
  7. Thou shalt not commit adultery.
  8. Thou shalt not steal.
  9. Thou shalt not bear false witness.
  10. Thou shalt not covet.

1. Thou shalt have no other gods before Me.




10. Thou shalt not covet.



2. Thou shalt not make unto thee any graven image.




9. Thou shalt not bear false witness.



3. Thou shalt not take the name of the LORD thy God in vain.




8. Thou shalt not steal.



4. Remember the sabbath day, to keep it holy.




7. Thou shalt not commit adultery.



5. Honor thy father and thy mother.



6. Thou shalt not kill.



for the Children  
TEN COMMANDMENTS



- TEN COMMANDMENTS
1. Thou shalt have no other gods before Me.
  2. Thou shalt not make unto thee any graven image.
  3. Thou shalt not take the name of the LORD thy God in vain.
  4. Remember the sabbath day, to keep it holy.
  5. Honor thy father and thy mother.
  6. Thou shalt not kill.
  7. Thou shalt not commit adultery.
  8. Thou shalt not steal.
  9. Thou shalt not bear false witness.
  10. Thou shalt not covet.

1. Thou shalt have no other gods before Me.




10. Thou shalt not covet.



2. Thou shalt not make unto thee any graven image.




9. Thou shalt not bear false witness.



3. Thou shalt not take the name of the LORD thy God in vain.




8. Thou shalt not steal.



4. Remember the sabbath day, to keep it holy.




7. Thou shalt not commit adultery.



5. Honor thy father and thy mother.



6. Thou shalt not kill.





# THE TEN COMMANDMENTS



## Memory Honor Roll



1. \_\_\_\_\_
2. \_\_\_\_\_
3. \_\_\_\_\_
4. \_\_\_\_\_
5. \_\_\_\_\_
6. \_\_\_\_\_
7. \_\_\_\_\_
8. \_\_\_\_\_
9. \_\_\_\_\_
10. \_\_\_\_\_
11. \_\_\_\_\_
12. \_\_\_\_\_
13. \_\_\_\_\_
14. \_\_\_\_\_
15. \_\_\_\_\_



# TEN COMMANDMENTS HONOR ROLL CHART

When you can say the Ten Commandments by memory,  
you may sign your name below.

1. \_\_\_\_\_
2. \_\_\_\_\_
3. \_\_\_\_\_
4. \_\_\_\_\_
5. \_\_\_\_\_
6. \_\_\_\_\_
7. \_\_\_\_\_
8. \_\_\_\_\_
9. \_\_\_\_\_
10. \_\_\_\_\_
11. \_\_\_\_\_
12. \_\_\_\_\_
13. \_\_\_\_\_
14. \_\_\_\_\_


MOSES #8 and #11  
rock right side



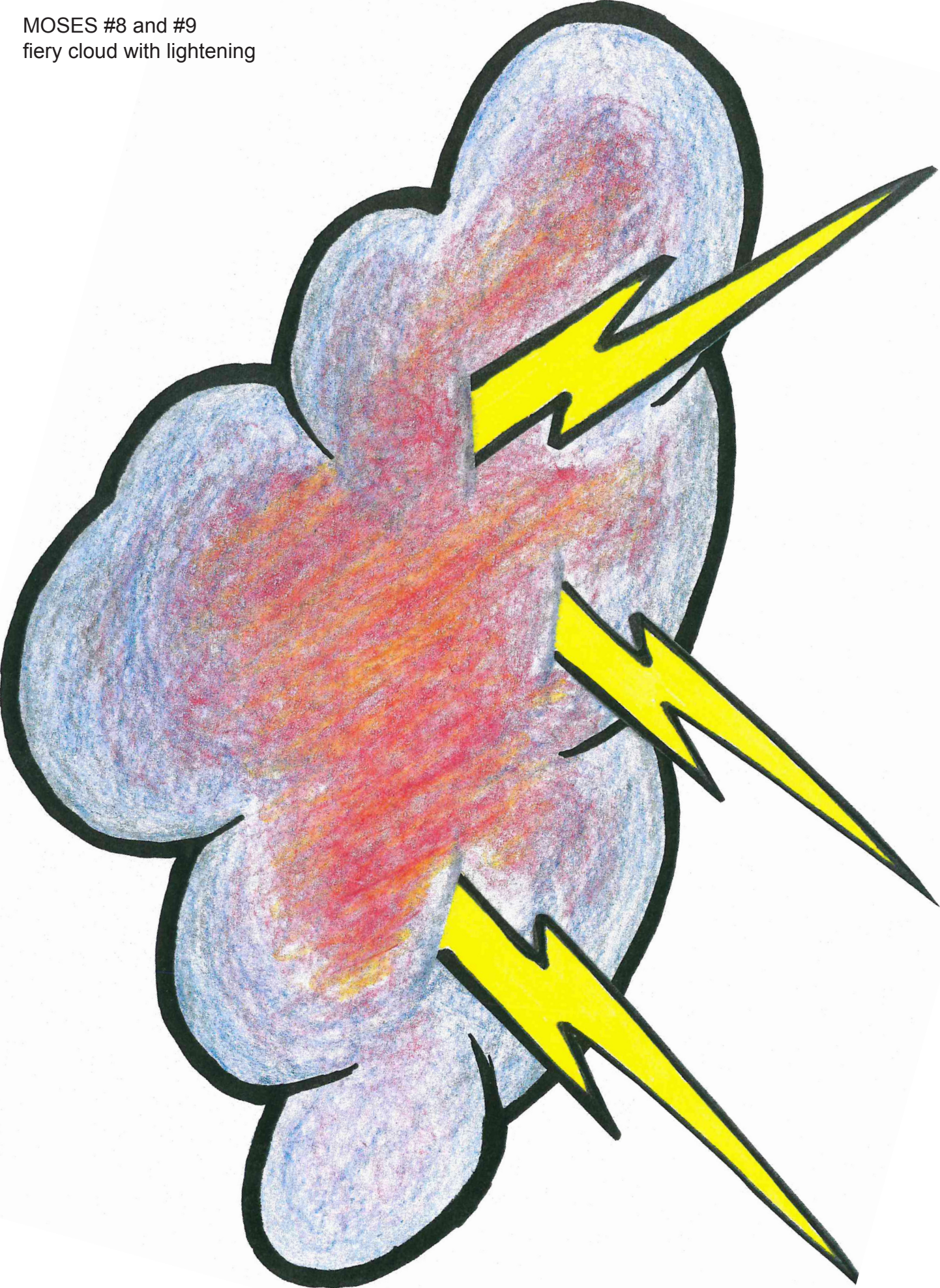
MOSES #8 and #11  
rock left side



MOSES #8 and #11  
water from rock



MOSES #8 and #9  
fiery cloud with lightening



**God  
wants  
you to  
say no to  
sin**





- Remember, they were sinful; Not holy and pure (Hold up water with food coloring)

### FLASHCARD 1-6 (Repeated)

- When they did break God's laws, would have to kill animal and put it on altar; Its blood was a covering for their sin but could not take their sins away
- Instead, it was a picture of Jesus and how He would die on the cross for sinners like you and me; Only His blood could take away sins
- Why? Because He is God! (Hold up pure water)

**O**  
**P, E**

**1 Corinthians 15:3-4 – "...Christ died for our sins...He was buried, and...He rose again the third day..."**

- Jesus is the only One who could die for sinners like you and me to take away our sin
  - God made this one way to save sinners like us because of His amazing love
- G**
- Because of His love, He made this one way for sinners like us to be saved from our sin

- God gave His people these laws to show them how sinful they were; To show them they needed a Savior

- What about you? Have you ever realized that you are a sinner and that you need a Savior?

### INVITATION

**Titus 3:5 – "Not by works of righteousness which we have done but according to His mercy He saved us...."**

**S**  
**P, E**  
**L**

**BOW HEADS**  
**RESPONSE**

### CHALLENGE

**G – Go over MT**  
**MT, PAS – GOD WANTS YOU TO SAY NO TO SIN**

**R – Review PAS verse**

**Romans 6:12 – "Let not sin... reign in your...body...."** (Don't let sin control you. God has given you power to say no to it.)

- 1.
  - 2.
  - 3.
- W – Will you do it?**

- But complaining is not the only thing we do that is sin...

**S, PAU**

**Jeremiah 17:9 – "The heart is deceitful above all things, and desperately wicked; who can know it?"**

- 1.
  - 2.
  - 3.
- Even though God's people were sinning by complaining again...
  - God still loved them, wanted them to know that they could trust Him
  - So God answered Moses, "Take the rod that you used in Egypt..."

- I will show you a rock; Hit that rock and water will come out"

- Moses obeyed God; God showed him the rock, he hit it

### FLASHCARD 1-2

- And just as God said, water came out; Was enough for the thousands of people to drink; Amazing!

- After that, people traveled until came to mountain called Mt. Sinai

### Moses #8

**Flashcard – (©2015)**  
**Exodus 17:1-7; 19-20**

- Bible tells us that God is Holy
- Holy means perfect or pure; Without any sin
- Kind of like this glass of pure water (Hold up 1 glass of water)

- But what would happen if I put just a little bit of food coloring into it? (Put food coloring into glass you are holding)

- Not pure anymore
- In this lesson from our true story from the Bible, God wanted His people to know just how pure and holy He is... (Hold up pure water)

- And how different they were from Him (Hold up water with food coloring)

### FLASHCARD 1-1

- Once again, God's people were out of water...

- The thirstier they became, the angrier they got and the more they complained

- Did you know that God says complaining is sin? Complaining is just one way we show how different we are from God (Hold up both water glasses)

- When they got there, set up their tents because they were going to stay for a while

### FLASHCARD 1-3

- While the people were at the camp they set up, Moses climbed the mountain to talk to God

- God said, "Tell the people, 'You have seen all that I have done for you...'

- If you obey My voice, you will be a special treasure to Me above all others"

- What an amazing promise!

- But God wasn't done talking to Moses, "In three days I will come to you in a thick cloud on mountain"

- But the people weren't allowed to go up the mountain or touch it when God was talking to Moses

- So Moses made a boundary (Something to show how close to the mountain the people were allowed to go)

- God was showing His people that He is very different from them; He is Holy and pure (**Hold up pure water**)

- But they were not; Like you and me, they were sinners (**Hold up water with food coloring**)

- And God hates sin
- So if you know Jesus as your Savior...

### MT – GOD WANTS YOU TO SAY NO TO SIN

- God was teaching His people how serious sin is to Him

### FLASHCARD 1-4

- Moses told people all God said; People got ready

- Third day, people gathered behind the boundary

- Thunder shook the ground; Lightning flashed in the sky; Sound of a trumpet echoed

- Mountain was covered with smoke; Looked like it was on fire

- Then God came down to mountain in fire; Mountain shook; People trembled with fear

- Then God called to Moses from the mountain; So Moses went up

- The people couldn't tell what God said, but heard His voice

- While God spoke to Moses, gave him ten commandments (rules) for Israelites to follow...

### FLASHCARD 1-5 & 1-6

- "You shall have no other gods before Me" (Should worship only God, nothing/no one else)

- "You shall not make any graven image" (Not make anything that you would use to worship instead of God)

- "You shall not take the name of the Lord your God in vain" (Not use God's name in disrespectful way)

- "Remember the Sabbath day, to keep it holy" (Keep the day of rest special; Treat it different from other days)

- "Honor your father and your mother" (Respect and obey parents)

- "You shall not kill"

- "You shall not commit adultery"

- "You shall not steal"

- "You shall not bear false witness against neighbor" (Don't lie)

- "You shall not covet" (Don't look at what someone else has and want it for yourself)

- These were God's Ten Commandments

- God gave His people these commandments to show people how sinful they were (**Hold up water with food coloring**)

- And how Holy and pure (perfect, different from them) He is (**Hold up pure water**)

- Boys and girls, God hates sin
- So if you know Jesus as your Savior...

### MT, PAS – GOD WANTS YOU TO SAY NO TO SIN

**Romans 6:12 – "Let not sin... reign in your...body...."** (Don't let sin control you. God has given you power to say no to it.)

1.

2.

3.

- God hates sin; and He wanted His people to know how sinful they are... (**Hold up water with food coloring**)

- And how Holy and Pure He is (**Hold up pure water**)

- That's why God told them not to come near the mountain

- As God was speaking to Moses, the people kept stepping farther and farther back from the mountain; Were scared!

- When Moses came down from mountain, they stayed back, far from it

- God had one more message for Moses to tell the people; Must make altar from dirt and stones

- God knew they would break the laws He had given them