



## GOOD NEWS CLUB AGENDA

### MOSES #9 – “God’s Presence With Moses”

WEEK OF:

MAIN TRUTH: WORSHIP GOD ALONE

TO DO AS THE CHILDREN ARRIVE:

1. Greet the children; make them feel welcome.
2. Take attendance.
3. Listen to previous week’s memory verse.
4. Have children put money in missions bank.
5. Listen to the children say the Ten Commandments and sign the Honor Roll.

PRE-SESSION ACTIVITY:

1. OLDER CHILD: “Something’s Different”
2. YOUNGER CHILD: MOSES #9 Activity Sheet

SONG: (1 minute) \_\_\_\_\_

PRAYER: (4 minutes)

1. Prayer song: \_\_\_\_\_
2. Ask the children to share any “Thank You Prayers” or “Please Prayers” they have.
3. Lead the class in “Thank You” and “Please Prayers.”

MEMORY VERSE: (7 minutes)

**Psalm 97:10 – “Ye who love the LORD, hate evil...”**

(The underlined portion of the verse indicates what the younger children should memorize. See “**Involvement Helps for Younger Children**” for helps in teaching the verse to the younger children.)

“**Add-A-Word**” – After you have read this verse from the Bible, explained what it means, and repeated it at least two times, you may begin this drill. Divide the group in half. One group begins by saying the first word of the verse. The other group repeats what the first group said, then adds the next word of the verse. The groups continue to repeat what was said and then adding the next word, alternating back and forth until the entire verse with reference is repeated.

HYMN FOR MOSES #7-#12: (2 minutes) \_\_\_\_\_

BIBLE LESSON: (20 minutes)

**MOSES #9– “God’S Presence with Moses”**

(See “**Involvement Helps for Younger Children**” for ways to involve the children in the Bible lesson.)

COUNSEL TIME: (If you have a helper, hostess, or Teacher Junior Grade, let them do the review time while you counsel those who responded to the invitation. Otherwise, at the end of club, be sure to remind the children who responded to the invitation to stay after club for a few minutes.)

QUIET TIME NOTEBOOK: (1 minute) Briefly highlight what was learned from last week’s Quiet Time. Ask the children to do one per day before the next club. They must show you their Q.T. Notebook next week to earn points for the contest.

SPECIAL: TEN COMMANDMENTS Review: (3 minutes)

1. **Recognize those who have learned the Ten Commandments.** Have them stand and announce that they are now on the Ten Commandments Honor Roll.
2. **Review the Ten Commandments.** Using the visuals from MOSES #8, read each commandment, but stop from time to time and allow the children to give the next word. After each commandment, have the children say that commandment with you.

MISSIONARY TIME: (16 minutes)

1. Sing "God's Way" while child comes to look in the "Go and Tell" Box.
2. Share missionary information for Week #14 using the "Go and Tell" Box. (*See attached page.*)
3. Pray for the missionary.
4. Show goal chart and mention the amount given so far.
5. Missions song: \_\_\_\_\_
6. Story: **Secret in the Woods.** Teach the portion of the story listed under Week #4.

REVIEW ACTIVITY: (6 minutes)

Use the activity below or the Bible Learning Game from the "Involvement Helps for Younger Children."

**"Snowflake Surprise"** – Decorate a deep box with colorful gift wrap. Make twenty or more snowflakes in two different colors of construction paper. (*See attached pattern.*) Laminate if desired. Assign each color a different point value (perhaps 100 and 200 points). Divide the children into two teams. Alternating between the teams, ask questions pertaining to the lesson. When a question is answered correctly, the child takes one snowflake from the box without looking. His team then receives the appropriate number of points. You may choose to let the children hold the snowflakes until the game is over. Tally all points at the end of the questions and award the winning team a treat.

— Gayle Stahlman, Child Evangelism Outreach Inc. Used by permission.

Review questions for MOSES #9:

1. **Who went with Moses up the mountain?** (Joshua.)
2. **How many days and nights did Moses stay on the mountain with God?** (Forty.)
3. **God told Moses how to build a special tent called the Tabernacle, and wrote down the Laws He had given him. What did He write His laws on?** (Two stone tablets.)
4. **What did the Israelites ask Aaron to do while Moses was gone?** (They asked him to make them a god.)
5. **The Israelites had promised to obey God, but they were already ready to break His first commandment. What was His first commandment?** ("You shall have no other God's before Me.")
6. **What did Aaron tell the people to do?** (Take off their gold earrings and give them to him.)
7. **What did Aaron do with the gold that the people brought to him?** (He melted the gold and made it into a golden calf.)
8. **What were the people doing when Moses came down from the mountain?** (Dancing around the golden calf.)
9. **What happened to the tablets of stone?** (Moses threw them, and they broke on the rocks.)
10. **What did Moses do with the golden calf?** (He melted it in the fire, ground the gold into a fine powder, threw the powder into the water, and made the people drink it.)

\*COUNSEL TIME: (\*Only if you did not counsel with the children earlier.)


SEND HOME WITH THE CHILDREN:

1. Pre-session papers for older and younger child
2. Memory verse token/Take Time to Review
3. Quiet Time Notebook

# Something's Different

God says He's the one and only true God. He commands us to worship only Him, no other gods. God is unique, that means there is no one else like Him. Some people believe that it doesn't matter who or what you worship. The first commandment tells us differently.

In the boxes below are some pictures. They are all supposed to be alike, but one is different. Circle the different one.




It's not too hard to pick out something that is different from all the rest. What are some ways God is different from everyone and everything else?

1. \_\_\_\_\_
2. \_\_\_\_\_
3. \_\_\_\_\_
4. \_\_\_\_\_
5. \_\_\_\_\_
6. \_\_\_\_\_

PRE-SESSION, Younger Child – **MOSES #9**

**M**oses came down the mountain and found the people worshipping a false God. He became angry.

Help Moses down the mountain. Follow the path.



**“Ye who love the LORD, hate evil. . . .”**  
**Psalm 97:10**

## Moses #9

### “God’s Presence With Moses”

#### Psalm 97:10

**“Ye who love the LORD, hate evil. . .”**

*(The underlined portion of the verse indicates what the younger children should memorize.)*

#### INTRODUCE THE VERSE:

Ezra’s favorite person in the world was coming to visit this week—his Uncle Mike! Uncle Mike was so fun, and he always took time to do special things with Ezra. Ezra was so excited! He helped his mom get all of Uncle Mike’s favorite foods, rented their favorite movie, and even picked out Uncle Mike’s favorite candy to wrap up and give him as a gift. Uncle Mike would be so happy!

When you love someone, you want to make them happy! If you love God, you should want to make Him happy too. How do we do that? Let’s see what the Bible says.



#### READ THE VERSE:

Read the verse together from the visualized verse. Then read the verse directly from the Bible.

#### EXPLAIN THE VERSE:

***Psalm 97:10*** - *(Hands as an open Bible.)*

This is the address (where the verse is located in the Bible). This verse is found in the book of Psalm, chapter 97, verses 10.

***“Ye who love the LORD,”*** - *(Cross arms in front of you and give yourself a hug. Point up toward Heaven.)*

*Ye* means “you.” This verse is talking to you. A lot of us say that we love God, but if you really love God, there’s something you should do.

***“hate evil. . .”*** - *(Move both hands away from body to side as if pushing something away.)*

*Evil* means “sin,” anything that we think, say, or do that does not please God. If you really love God, you shouldn’t want to sin. Sin does not make God happy, and when you love someone, you want to make them happy. Instead of sinning, you should want to do what’s right and obey God because you love Him and want to make Him happy.

*(Saved)* Maybe you know Jesus as your Saviour but there is one sin that you keep struggling to stop doing. God the Holy Spirit can help you win over that sin and do the right thing. Just ask Him! If you want to talk to a leader about winning over sin, you can do so after the Bible lesson today.

*(Unsaved)* Do you really love God, or do you just say that you love Him? It’s important to think about if you truly know Jesus as your Saviour. Do you remember a time when you asked Him to save you from your sin? If not, maybe you want to talk to a leader about that today.

#### REPEAT THE VERSE:

**“Add-A-Word”** – After you have read this verse from the Bible, explained what it means, and repeated it at least two times, you may begin this drill. Divide the group in half. One group begins by saying the first word of the verse. The other group repeats what the first group said, then adds the next word of the verse. The groups continue to repeat what was said and then adding the next word, alternating back and forth until the entire verse with reference is repeated.

---

# INVOLVEMENT HELPS FOR YOUNGER CHILDREN

---

by Linda D. Ruth and Ralph Bechtel

## MOSES #9 – “God’s Presence with Moses”

**MEMORY VERSE:** Entire verse

**Psalm 97:10** – *“Ye who love the LORD, hate evil. . . .”*

- |                           |                                                                        |
|---------------------------|------------------------------------------------------------------------|
| <b>Psalm 97:10</b>        | – Hold hands as an open Bible.                                         |
| <b>“Ye”</b>               | – Point at someone.                                                    |
| <b>“who love”</b>         | – Cross arms in front and give yourself a hug.                         |
| <b>“the Lord,”</b>        | – Point up to Heaven.                                                  |
| <b>“hate evil. . . .”</b> | – Move both hands away from body to side as if pushing something away. |
| <b>Psalm 97:10</b>        | – Hold hands as an open Bible.                                         |

### BIBLE LESSON HELPS:

- Scene 1 – Hold up two fingers as Moses and Joshua. Slowly raise arm as they climb the mountain. Halfway up, change to one finger.  
– Count to 40 by 5's, each time putting up five fingers.  
– Pretend to be writing out Ten Commandments with your finger.
- Scene 2 – Ask, *“What do you think Aaron did?”* Allow children to voice their guesses.
- Scene 3 – Put hand to ear. Listen and pretend to hear shouting going on below.
- Scene 4 – Pretend to throw down tablets of stone. Children make a crashing sound.  
– Together, throw golden calf into the fire.
- Scene 5 – Say, *“If you think Aaron was not telling the truth, stand up.”*
- Scene 6 – Count to 40 by 5's again, each time putting up five fingers.

### BIBLE LESSON GAME: “No Way!”

Have children march around in a circle, singing and clapping to tune “Farmer in the Dell”:  
*“God wants me to hate sin. God wants me to hate sin.  
My God wants me to hate sin. God wants me to hate sin.”*

Have everyone faces center. Ask, *“What is something a child might do that would be sin?”*  
Allow a child to answer. Then ask, *“Would (whatever was named) be right?”*

Everyone says together, *“No way! No way! I don’t want to sin,”* while they shake their heads “no” and hold forearms crossed in an “X.” Say, *“If Jesus is in your heart, He can help you to hate sin.”* Play again as time allows.

---

# GO AND TELL BOX


## Week #14 – What Do the Luttmanns Do?

---

*(Suggested item to put in the “Go and Tell” Box – picture of Mueller lesson.)*

What do you think the story of George Mueller has to do with *going and telling*? *(Let the children share their ideas.)*

This visual reminds me of how important it is that our missionary teachers have visuals to use when teaching children.



### WHAT DO THE LUTTMANNS DO?

*(Show their picture and WHAT wordstrip.)*

As we learned earlier this year in our Good News Club/Released Time Class, missionaries have many other responsibilities besides telling people about the Lord Jesus.

**PREPARE VISUALS** – *(Use PREPARE VISUALS wordstrip.)* Mr. Tom spends a good part of his time working with his team to print new materials and to change older ones into bright, full-color visuals. This makes the material more exciting to the children as they listen to the lessons. The lesson on George Mueller, which is a true story about a missionary, is exciting to learn because it's about God's call to be a missionary.

**TEACH CHILDREN** – *(Use TEACH CHILDREN wordstrip.)* Mr. Tom enjoys teaching children, and he helps at a Good News Club in Lancaster. He also teaches children in his church on Wednesday nights. Do you remember that Mr. Tom and Mrs. Betsy have five children? When Mr. Tom is home in the evenings, he likes to have a daily quiet time, when he and his children read the Bible together and talk to God.

**TRAIN TEACHERS** – *(Use TRAIN TEACHERS wordstrip.)* When Mr. Tom is visiting churches, he has opportunities to help teachers understand how to better teach children about missionaries. He also provides help to teachers that challenge the children to pray about becoming a missionary.

### LET'S PRAY FOR OUR MISSIONARIES:

**THANK** the Lord for Mr. Tom and his love for the children around the world and in his own church.

**PRAY** for Mr. Tom, and the teachers he teaches, to help children understand God's call to be a missionary.

# Snowflake Surprise Review Activity





# Snowflake Surprise Review Activity



# Worship God alone



Moses MT#9

- But Aaron allowed the people to worship (give the love and praise that only God deserves) to the golden calf!

### FLASHCARD 2-5

- Moses called to the people, "Who is on the Lord's side? Come stand by me"
- Some of the people came, some didn't; God said the people who refused to worship Him were to be killed...
- About 3,000 men died that day; How sad!

- God was showing the people that He is the One, True, and Living God; And He is the only One who should be worshiped!

- Even though the people's sin was serious to God, God did not leave them; But did send sickness because of golden calf

- Worshiping the golden calf was very serious; God wanted them to worship Him only, nothing else

- If you know Jesus as your Savior, don't forget this...

### CHALLENGE

**G – Go over MT**

**MT, PAS – WORSHIP GOD ALONE**

(Give Him all of your love; Give Him all of your praise)

### R – Review PAS verse

**Matthew 4:10 – "... You shall worship the Lord your God and Him only shall you serve...."**

### O – Overview PAS examples

1. **W – Will you do it?**
2. - But maybe you are here today, and you don't know Jesus as your Savior...
3. - I want you to know that...

### G

- Because of His love, made one way to save you from sins so you can have wonderful relationship with Him

### INVITATION

**John 1:12 – "But as many as received Him (believe on Jesus as Savior), to them gave He power to become the sons of God (saved from sin, given amazing gift of being part of God's family)...."**

**S  
P, E  
L**

**BOW HEADS  
RESPONSE**

### Moses #9

**Flashcard – (©2015)**

**Exodus 24:12-17; 31:18; 32; 34**

- How many of you are breathing?
- If you are alive and breathing, you are not an accident; God made you; And He made you with a special purpose
- He made you to worship Him
- Maybe you are wondering what worship is; Worship is giving someone or something all of your love and all of your praise
- We're going to talk about that today in this true story from the Bible

### FLASHCARD 2-1

- After Moses told people the 10 commandments (rules) God gave them, God called Moses back up the mountain

- His helper, Joshua, went part of the way up with him

- When Moses got to top, was alone with God 40 days and 40 nights; Did not eat or drink

- God made two tablets from flat stones and wrote the 10 commandments on them; Gave to Moses to take to people

- God gave these 10 commandments to show the people their sin and their need of a Savior

- They show the same thing to you and me too

### S, PAU

**1 Kings 8:46 – "... There is no man that sinneth not...."**

- 1.
- 2.
- 3.

- But because God loves you, He did something amazing

### O

### P, E

**Romans 5:8 – "... God commendeth (showed) His love toward us in that, while we were yet sinners, Christ died for us."**

- God gave us the 10 commandments to show us our sin and our need of a Savior

### FLASHCARD 2-2

- But while Moses was up on the mountain with God, the people became tired of waiting

- They said to Aaron, "We don't know what's happened to Moses; Make us a god"

- Were ready to break God's first commandment already!

- Remember? "You shall have no other gods before Me"
- You would think Aaron would tell the people, "No! We can't do that!" But that's not what he said...

- Told the people, "Give your golden earrings to me"
- People gave earrings; Aaron took & melted gold; Then formed the gold into shape of calf (baby cow)

### FLASHCARD 2-3

- You will not believe what happened next...
- People shouted, "This is our god; Brought us out of Egypt!"
- Was that true? Did golden calf save them from the Egyptians?
- No! God did! But the people were worshipping this calf instead; Were giving praise to this calf for something that God had done; Should have been praising God!
- Were doing exactly what God told them not to do!
- Were worshipping another god (that wasn't real) instead of the One, True God
- Then Aaron told everyone they would have feast to God the next day

- Aaron knew what they were doing was wrong; But thought it would be ok as long as they worshiped God and the calf
- But could they please God by doing this? No! God wanted to be the only One His people worshiped...

- But many times, we find ourselves worshipping other things (Giving other things the love and praise that only God deserves)

- If you know Jesus as Savior that shouldn't be true for you
- God wants all of your love, all of your praise, all of your worship

### MT – WORSHIP GOD ALONE

- (Give Him all of your love; Give Him all of your praise)
- But Aaron believed the lie that they could worship the One, True, Living God...
- And worship a false god that wasn't alive that they made with their own hands!
- So people got up early next day; Had party where did many sinful things; And they bowed down and worshiped the golden calf!
- But God knew what the people were doing

- Said to Moses, "Get down to the camp..."

- "Your people have already turned away from what I said; Worshipping a golden calf!"

- God was so angry He told Moses He was going to destroy the people

- But Moses begged God, "Lord, these are Your people who You brought out of Egypt..."

- "Please turn from Your anger; Remember Your promise to bring Your people to the good land You promised"

- God heard Moses' prayer; Did not destroy the people of Israel

- Moses went down the mountain with stone tablets God gave; Met Joshua on way down

- When got to camp, saw the calf and people worshipping it!

### FLASHCARD 2-4

- Moses was so angry he threw stone tablets down on ground; Broke into pieces

- Moses took the golden calf that the people had made and melted it

- After it was melted, he crushed it into powder; Then put the powder into water and made the people drink it!

- Then Moses asked Aaron, "What did the people say to convince you to do this terrible thing?"

- Aaron answered, "They told me to do this; So I threw the gold in the fire and out came this golden calf!"

- How silly that must have sounded to Moses

- Aaron was telling a lie to cover up his sin; He knew what he did was wrong...

- Allowed the people to worship the golden calf when should have told them not to worship anything or anyone other than the One, True, and Living God

- Many times, we find ourselves doing the same thing; Giving other things the love and praise that only God deserves...

### MT, PAS – WORSHIP GOD ALONE

(Give Him all of your love; Give Him all of your praise)

**Matthew 4:10 – "... You shall worship the Lord your God and Him only shall you serve...."**

- 1.
- 2.
- 3.